


Numeral	Descripción	Presupuesto				Reconocimientos			Recaudos			Saldo de Apropriación por Ejecutar	Saldo por Recaudar	
		Inicio	Traslados		Adición (-) Reducción	Definitivo	Anterior	Del Mes	Total	Anterior	Del Mes			Total
			Créditos	Contracrédito										
01 PASTO SALUD ESE														
1	INGRESOS	36,721,172,132378,413,847	378,413,847	7,071,396,069	43,792,568,201	37,352,689,267	3,406,469,416	40,759,158,683	28,948,951,260	3,493,485,683	32,442,436,943	3,033,409,518	8,316,721,740	
10	DISPONIBILIDAD INI	8,211,791,523	0	378,413,847	0	7,833,377,676	7,833,377,676	0	7,833,377,676	7,833,377,676	0	7,833,377,676	0	
11	INGRESOS CORRIEN	28,461,314,695378,413,847	0	7,055,597,319	35,895,325,861	29,481,340,638	3,403,722,134	32,885,062,772	21,077,602,631	3,490,738,398	24,568,341,029	3,010,263,089	8,316,721,743	
111	INGRESOS DE EXPLO	28,373,424,844378,413,847	0	6,758,825,332	35,510,664,023	29,201,658,664	3,399,985,474	32,601,644,138	20,797,920,657	3,487,001,738	24,284,922,395	2,909,019,885	8,316,721,743	
1111	VENTA DE SERVICIO	28,373,424,844378,413,847	0	6,758,825,332	35,510,664,023	29,201,658,664	3,399,985,474	32,601,644,138	20,797,920,657	3,487,001,738	24,284,922,395	2,909,019,885	8,316,721,743	
111101	REGIMEN SUBSIDIAD	18,711,792,263	0	0	5,852,740,249	24,564,532,512	20,892,960,525	2,380,264,059	23,273,224,584	12,888,813,922	2,542,067,269	15,430,881,191	1,291,307,928	
111102	REGIMEN CONTRIBUT	15,414,825	0	0	84,459,296	99,874,121	347,022,911	60,253,980	407,276,891	136,859,395	7,919,214	144,778,609	-307,402,770	
111103	ATENCION A LA POBL	822,251,047	0	0	0	822,251,047	513,230,646	57,025,627	570,256,273	513,230,646	57,025,627	570,256,273	251,994,774	
111104	SOAT - ECAT	48,890,593	0	0	15,465,118	64,355,711	149,802,378	17,222,522	167,024,900	24,848,795	2,924,187	17,772,982	-102,669,189	
111105	ACCIONES DE PROMC	966,927,472	0	0	158,072,528	1,125,000,000	337,500,000	0	337,500,000	337,405,087	0	337,405,087	787,500,000	
111106	FOSYGA	543,386	0	0	2,671,415	3,214,801	49,948,579	5,545,344	55,493,923	1,293,895	730,117	2,024,012	-52,279,122	
111107	OTRAS ENTIDADES	354,016	0	0	2,832,133	3,186,149	15,926,888	3,777,020	19,703,908	2,058,862	1,501,002	3,559,864	-16,517,759	
111108	OTRAS VENTAS DE S	82,251,242	0	0	4,878,725	87,129,967	65,023,937	8,208,966	73,232,903	63,167,255	7,146,366	70,313,621	13,897,064	
111109	CUENTAS POR COBR	7,725,000,000378,413,847	0	0	637,705,868	8,741,119,715	6,830,242,800	867,687,956	7,697,930,756	6,830,242,800	867,687,956	7,697,930,756	1,043,188,959	
112	APORTES NO LIGAD	0	0	0	0	0	0	0	0	0	0	0	0	
113	OTROS INGRESOS C	87,889,851	0	0	296,771,987	384,661,838	279,681,974	3,736,660	283,418,634	279,681,974	3,736,660	283,418,634	101,243,204	
12	INGRESOS DE CAPIT	48,065,914	0	0	15,798,750	63,864,664	37,970,953	2,747,282	40,718,235	37,970,953	2,747,285	40,718,238	23,146,429	
1201	RENDIMIENTOS FIN	48,065,914	0	0	15,798,750	63,864,664	37,970,953	2,747,282	40,718,235	37,970,953	2,747,285	40,718,238	23,146,429	
1202	OTROS INGRESOS D	0	0	0	0	0	0	0	0	0	0	0	0	
Total		36,721,172,132378,413,847	378,413,847	7,071,396,069	43,792,568,201	37,352,689,267	3,406,469,416	40,759,158,683	28,948,951,260	3,493,485,683	32,442,436,943	3,033,409,518	8,316,721,740	


Lucía Cristina Paz Echeverry

Subgerencia Financiera y Comercial



Ana Belén Arteaga Torres

Gerencia

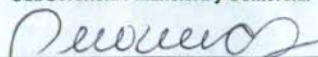

Ana Lucía Ceron Rosas
Profesional Universitario Presupuesto

Numeral	Tipo	Descripción	Presupuesto				Compromisos C	Disponibilidades G	Obligaciones	Pagos		Saldo de apropiación por ejecutar L=D - G	Disponibilidades Abiertas L= G - C
			Inicio	Adición Crédito	Reducción ContraCrédito	Definitivo				Del Mes	Total		
01	PASTO SALUD ESE												
2	E	GASTOS	36,721,172,132	9,364,196,379.00	2,292,800,310.00	43,792,568,201	38,600,292,760	40,501,496,807	23,396,042,747.00	1,930,767,825	23,262,243,214.00	3,291,071,394	1,901,204,047.00
21	E	GASTOS DE FUNCIONAMIENTO	23,392,751,102	7,172,288,733.00	2,193,853,586.00	28,371,186,249	25,814,149,120	26,421,437,098	19,809,803,704.00	1,701,225,958	19,728,453,695.00	1,949,749,150	607,287,978.00
211	E	GASTOS DE PERSONAL	16,930,651,102	4,301,460,355.00	882,051,826.00	20,350,059,631	18,600,083,297	18,844,645,065	15,800,000,425.00	1,540,659,181	15,789,647,906.00	1,505,414,566	244,561,768.00
21101	E	SERVICIOS PERSONALES ASOCIADOS A LA NO	5,099,979,181	309,029,078.00	146,885,074.00	5,262,123,185	3,987,594,677	3,993,642,311	3,984,396,728.00	360,121,922	3,979,467,251.00	1,268,480,874	6,047,634.00
2110101	R	Sueldos	3,970,121,514	175,876,383.00	69,370,857.00	4,076,627,040	3,267,853,630	3,270,958,409	3,267,853,630.00	317,980,081	3,267,853,630.00	805,668,631	3,104,779.00
2110102	R	Bonificación Servicios Prestados	121,695,840	5,391,126.00	7,974,061.00	119,112,905	104,392,646	104,392,647	104,392,646.00	4,404,561	103,608,081.00	14,720,258	1.00
2110103	R	Prima de Servicios	345,462,027	20,303,968.00	12,612,919.00	353,153,076	329,818,927	329,818,927	329,818,927.00	1,493,016	329,619,153.00	23,334,149	0.00
2110104	R	Prima e indemnización de Vacaciones	187,125,265	83,289,649.00	8,354,011.00	262,060,903	202,904,330	203,787,725	200,448,350.00	24,995,389	198,052,068.00	58,273,178	883,395.00
2110105	R	Prima de Navidad	389,844,302	17,270,103.00	39,248,239.00	367,866,166	26,938,446	28,813,788	26,510,952.00	5,106,225	25,112,537.00	339,052,378	1,875,342.00
2110106	R	Bonificación Especial de Recreación	22,056,231	4,517,744.00	3,755,658.00	22,818,317	17,946,856	18,130,973	17,631,381.00	2,316,452	17,481,940.00	4,687,344	184,117.00
2110107	R	Subsidio de alimentación	23,719,680	1,050,782.00	3,453,350.00	21,317,112	14,797,622	14,797,622	14,797,622.00	1,562,538	14,797,622.00	6,519,490	0.00
2110108	R	Auxilio de Transporte	30,007,296	1,329,323.00	2,115,979.00	29,220,640	22,942,220	22,942,220	22,942,220.00	2,263,660	22,942,220.00	6,278,420	0.00
2110109	R	Otros Servicios Personales Asociados a la nómina	9,947,026	0.00	0.00	9,947,026	0	0	0.00	0	0	9,947,026	0.00
21102	E	SERVICIOS PERSONALES INDIRECTOS	9,903,978,034	3,650,237,483.00	400,000,000.00	13,154,215,517	13,091,110,067	13,154,215,517	10,318,886,405.00	1,161,859,383	10,315,136,405.00	0	63,105,450.00
2110201	R	Servicios Personales Indirectos-Funcionamiento	9,294,394,873	3,614,237,483.00	400,000,000.00	12,508,632,356	12,498,332,356	12,508,632,356	10,040,467,553.00	1,136,886,466	10,036,717,553.00	0	10,300,000.00
2110202	R	Servicios Personales Indirectos-Intervenciones Cole	609,583,161	36,000,000.00	0.00	645,583,161	592,777,711	645,583,161	278,418,852.00	24,972,917	278,418,852.00	0	52,805,450.00
21103	E	CONTRIBUCIONES NOMINA	1,826,693,887	260,376,209.00	335,166,752.00	1,751,903,344	1,339,560,967	1,514,969,651	1,326,579,604.00	18,677,876	1,326,579,604.00	236,933,692	175,408,684.00
2110301	R	Caja de Compensación Familiar	188,007,514	9,328,733.00	13,592,116.00	183,744,131	142,693,468	143,252,435	142,693,468.00	283,300	142,693,468.00	40,491,696	558,967.00
2110302	R	Aportes Previsión Social en Salud	347,804,475	84,861,408.00	0.00	432,665,883	342,745,691	396,297,421	338,878,217.00	11,029,324	338,878,217.00	36,368,462	53,551,730.00
2110303	R	Riesgos Profesionales	99,676,671	4,415,677.00	36,998,106.00	67,094,242	44,580,851	59,855,145	44,580,851.00	0	44,580,851.00	7,239,097	15,274,294.00
2110304	R	Aportes Cesantías e Intereses a las cesantías	444,718,665	80,701,037.00	197,300,000.00	328,119,702	266,152,788	295,666,585	257,038,901.00	6,494,263	255,365,859.00	32,453,117	29,513,797.00
2110305	R	Aportes Previsión Social en Pensiones	511,477,169	67,658,439.00	69,027,285.00	510,108,323	365,032,036	441,541,832	365,032,034.00	517,089	365,032,034.00	68,566,390	76,509,896.00
2110306	R	Servicio Nacional de Aprendizaje SENA	94,003,757	5,164,366.00	7,297,258.00	91,870,865	71,344,853	71,344,853	71,344,853.00	141,600	71,344,853.00	20,526,012	0.00
2110307	R	Instituto Colombiano de Bienestar Familiar ICBF-	141,005,636	8,246,549.00	10,951,987.00	138,300,198	107,011,280	107,011,280	107,011,280.00	212,300	107,011,280.00	31,288,918	0.00
21104	R	GASTOS DE PERSONAL-VIGENCIA ANTERIOR	100,000,000	81,817,585.00	0.00	181,817,585	181,817,585	181,817,585	170,137,688.00	0	170,137,688.00	0	0.00
212	E	GASTOS GENERALES	5,196,100,000	1,729,753,859.00	1,049,348,090.00	5,876,505,769	5,441,734,336	5,802,262,920	3,121,166,777.00	103,153,454	3,111,167,979.00	74,242,849	360,528,584.00
21201	E	ADQUISICION DE BIENES	889,000,000	5,000,000.00	407,799,916.00	486,200,084	424,556,429	467,949,919	124,358,704.00	6,180,000	122,240,922.00	18,250,165	43,393,490.00
2120101	R	Materiales y Suministros	268,000,000	5,000,000.00	100,000,000.00	173,000,000	146,775,728	167,900,000	34,611,885.00	0	34,238,185.00	5,100,000	21,124,272.00
2120102	R	Compra de Equipos	300,000,000	0.00	167,500,000.00	132,500,000	116,117,981	129,157,199	18,947,884.00	0	17,995,402.00	3,342,801	13,039,218.00
2120103	R	Dotación de Personal	40,000,000	0.00	0.00	40,000,000	39,568,000	39,568,000	13,298,909.00	0	13,298,909.00	432,000	0.00
2120104	R	Combustibles y Lubricantes	120,000,000	0.00	15,000,000.00	105,000,000	105,000,000	105,000,000	43,040,825.00	0	43,040,825.00	0	0.00
2120105	R	Ropa Hospitalaria	60,000,000	0.00	55,000,000.00	5,000,000	0	0	0.00	0	0	5,000,000	0.00
2120106	R	Impresos	100,000,000	0.00	70,299,916.00	29,700,084	17,074,720	25,774,720	14,439,200.00	6,180,000	14,047,600.00	3,925,364	8,700,000.00
2120107	R	Otras adquisiciones de Bienes	1,000,000	0.00	0.00	1,000,000	20,000	550,000	20,000.00	0	20,000.00	450,000	530,000.00
21202	E	ADQUISICION DE SERVICIOS	3,978,600,000	789,581,386.00	626,548,174.00	4,141,633,212	3,772,338,092	4,089,473,185	1,892,517,200.00	91,885,357	1,884,927,428.00	52,160,027	317,135,093.00
2120201	R	Mantenimiento	75,000,000	0.00	5,429,934.00	69,570,066	68,178,049	69,464,454	21,991,049.00	0	21,479,567.00	105,612	1,286,405.00
2120202	R	Servicios Públicos	483,000,000	0.00	0.00	483,000,000	370,975,074	480,000,000	362,709,719.00	38,938,140	362,709,719.00	3,000,000	109,024,926.00
2120203	R	Comunicaciones y Transporte	157,500,000	35,000,000.00	0.00	192,500,000	183,509,607	185,468,507	71,131,432.00	0	71,131,432.00	7,031,493	1,958,900.00
2120204	R	Arrendamientos	18,100,000	5,000,000.00	4,000,000.00	19,100,000	16,950,470	16,950,470	5,842,194.00	0	5,314,152.00	2,149,530	0.00
2120205	R	Víáticos y Gastos de viaje	20,000,000	20,000,000.00	10,000,000.00	30,000,000	9,893,753	9,893,753	9,893,753.00	2,631,176	9,893,753.00	20,106,247	0.00
2120206	R	Publicidad, Impresos y Publicaciones	115,000,000	60,000,000.00	28,000,000.00	147,000,000	146,202,000	146,202,000	73,035,174.00	0	73,035,174.00	798,000	0.00
2120207	R	Vigilancia	1,251,000,000	0.00	121,818,240.00	1,129,181,760	1,129,181,760	1,129,181,760	94,098,480.00	0	94,098,480.00	0	0.00
2120208	R	Seguros	231,000,000	0.00	31,000,000.00	200,000,000	198,511,340	198,511,340	198,511,239.00	43,310,035	198,511,239.00	1,488,660	0.00
2120209	R	Capacitación	50,000,000	0.00	0.00	50,000,000	46,774,492	46,774,492	12,076,216.00	0	11,774,492.00	3,225,508	0.00
2120210	R	Bienestar Social	52,000,000	0.00	0.00	52,000,000	46,499,960	46,499,960	19,776,176.00	2,500,000	19,776,176.00	5,500,040	0.00
2120211	R	Salud Ocupacional	10,000,000	0.00	0.00	10,000,000	7,640,000	7,900,000	7,500,000.00	0	7,500,000.00	2,100,000	136,000.00
2120212	R	Gestión Ambiental	97,000,000	0.00	2,500,000.00	94,500,000	89,359,800	89,500,000	25,407,475.00	0	25,407,475.00	5,000,000	140,200.00
2120213	R	Aseo	555,000,000	509,000,000.00	205,800,000.00	858,200,000	754,912,801	858,191,485	643,588,233.00	0	641,986,021.00	8,515	103,278,684.00
2120214	R	Sistematización	316,000,000	0.00	82,000,000.00	234,000,000	231,548,876	232,932,204	128,563,440.00	319,592	124,730,976.00	1,067,796	1,383,328.00
2120215	R	Intervenciones Colectivas	429,000,000	0.00	36,000,000.00	393,000,000	297,293,500	392,616,400	61,400,000.00	3,200,000	61,400,000.00	383,600	95,322,900.00

Numeral	Tipo	Descripción	Presupuesto				Compromisos C	Disponibilidades G	Obligaciones	Pagos		Saldo de apropiación por ejecutar L=D - G	Disponibilidades Abiertas L= G - C
			Inicio	Adición Crédito	Reducción ContraCrédito	Definitivo				Del Mes	Total		
2120216	R	Otras adquisiciones de servicios	119,000,000	160,581,386.00	100,000,000.00	179,581,386	174,782,611	179,386,361	156,992,621.00	986,415	156,178,773.00	195,025	4,603,750.00
21203	E	IMPUESTOS Y MULTAS	10,500,000	95,000,000.00	15,000,000.00	90,500,000	86,667,343	86,667,343	57,971,402.00	5,088,097	57,971,402.00	3,832,657	0.00
2120301	R	Impuestos y Multas	10,500,000	95,000,000.00	15,000,000.00	90,500,000	86,667,343	86,667,343	57,971,402.00	5,088,097	57,971,402.00	3,832,657	0.00
21204	R	GASTOS GENERALES-VIGENCIA ANTERIOR	318,000,000	840,172,473.00	0.00	1,158,172,473	1,158,172,473	1,158,172,473	1,046,319,471.00	0	1,046,028,227.00	0	0.00
213	E	TRANSFERENCIAS CORRIENTES	1,256,000,000	1,141,074,519.00	252,453,670.00	2,144,620,849	1,772,331,487	1,774,529,114	888,636,503.00	57,413,323	827,637,811.00	370,091,735	2,197,627.00
21301	E	OTRAS TRANSFERENCIAS	1,156,000,000	842,000,000.00	252,453,670.00	1,745,546,330	1,373,256,968	1,375,454,595	556,441,808.00	57,413,323	554,887,236.00	370,091,735	2,197,627.00
2130101	R	Sentencias y Conciliaciones	400,000,000	442,000,000.00	252,453,670.00	589,546,330	219,256,968	219,454,595	219,256,968.00	17,435,043	219,256,968.00	370,091,735	197,627.00
2130102	R	Transferencias Sector Privado	756,000,000	400,000,000.00	0.00	1,156,000,000	1,154,000,000	1,156,000,000	337,184,840.00	39,978,280	335,630,268.00	0	2,000,000.00
21302	R	TRANSFERENCIAS-VIGENCIA ANTERIOR	100,000,000	299,074,519.00	0.00	399,074,519	399,074,519	399,074,519	332,194,695.00	0	272,750,575.00	0	0.00
214	R	VIGENCIAS EXPIRADAS	10,000,000	0.00	10,000,000.00	0	0	0	0.00	0	0	0	0.00
22	E	GASTOS DE OPERACION COMERCIAL Y DE PR	4,622,189,031	2,086,007,891.00	98,946,724.00	6,609,250,198	4,345,871,693	5,639,787,762	2,345,704,174.00	227,142,564	2,311,296,361.00	969,462,436	1,293,916,068.00
221	E	COMPRA DE BIENES PARA LA PRESTACION DE	1,776,720,000	1,519,299,916.00	0.00	3,296,019,916	2,304,199,725	3,188,226,880	1,137,697,894.00	219,695,364	1,107,532,474.00	107,793,236	884,026,955.00
22101	R	Productos Farmacéuticos	1,092,720,000	888,177,005.00	0.00	1,980,897,005	1,422,280,988	1,980,740,316	830,937,018.00	189,699,715	812,332,191.00	156,689	558,459,328.00
22102	R	Material médico quirúrgico	219,000,000	269,218,911.00	0.00	488,218,911	327,531,206	486,073,651	161,441,386.00	0	156,602,263.00	2,145,260	158,542,445.00
22103	R	Material Odontológico	198,000,000	221,904,000.00	0.00	419,904,000	286,028,907	324,091,921	79,119,939.00	0	74,838,038.00	95,812,079	38,063,014.00
22104	R	Material para Laboratorio y otros	267,000,000	140,000,000.00	0.00	407,000,000	268,358,624	397,320,793	66,199,551.00	29,995,649	63,759,983.00	9,679,207	128,962,169.00
222	E	COMPRA DE SERVICIOS PARA LA VENTA	26,000,000	0.00	16,000,000.00	10,000,000	5,446,181	5,446,181	5,446,181.00	0	5,446,181.00	4,553,819	0.00
22201	R	Citologías y Mamografías	6,000,000	0.00	0.00	6,000,000	5,446,181	5,446,181	5,446,181.00	0	5,446,181.00	553,819	0.00
22202	R	Medicina Especializada	20,000,000	0.00	16,000,000.00	4,000,000	0	0	0.00	0	0	4,000,000	0.00
223	E	OTROS GASTOS DE OPERACION COMERCIAL	122,000,000	0.00	0.00	122,000,000	122,000,000	122,000,000	27,358,574.00	0	27,358,574.00	0	0.00
22301	R	Alimentación - Dietas	90,000,000	0.00	0.00	90,000,000	90,000,000	90,000,000	18,731,402.00	0	18,731,402.00	0	0.00
22302	R	Otros Gastos de Operación	32,000,000	0.00	0.00	32,000,000	32,000,000	32,000,000	8,627,172.00	0	8,627,172.00	0	0.00
224	E	GASTOS MANTENIMIENTO HOSPITALARIO	1,836,058,607	354,065,131.00	0.00	2,190,123,738	932,509,963	1,342,399,077	279,292,701.00	0	275,050,307.00	847,724,661	409,889,114.00
22401	R	Mantenimiento Hospitalario Infraestructura	916,074,668	217,000,000.00	0.00	1,133,074,668	255,676,536	654,880,490	61,597,712.00	0	61,597,712.00	478,194,178	399,203,954.00
22402	E	Mantenimiento Hospitalario Dotación	919,983,939	137,065,131.00	0.00	1,057,049,070	678,833,427	687,518,587	217,694,989.00	0	213,452,595.00	369,530,483	10,685,160.00
2240201	R	Mantenimiento Hospitalario Dotación-Equipos Biomé	572,495,799	37,000,000.00	0.00	609,495,799	369,767,080	369,767,080	150,017,852.00	0	145,805,418.00	239,728,719	0.00
2240202	R	Mantenimiento Hospitalario Equipo Industrial de Us	112,488,140	25,000,000.00	0.00	137,488,140	90,010,667	94,403,667	1,933,140.00	0	1,933,140.00	43,084,473	4,393,000.00
2240203	R	Mantenimiento Hospitalario Equipo de Comunicaci	150,000,000	50,065,131.00	0.00	200,065,131	140,423,680	146,715,840	50,072,564.00	0	50,042,604.00	53,349,291	6,292,160.00
2240204	R	Mantenimiento Hospitalario Uso Administrativo	85,000,000	25,000,000.00	0.00	110,000,000	76,632,000	76,632,000	15,671,433.00	0	15,671,433.00	33,368,000	0.00
225	R	MANTENIMIENTO HOSPITALARIO-VIGENCIA AN	129,410,424	212,642,844.00	0.00	342,053,268	342,053,268	342,053,268	297,042,472.00	7,447,200	297,042,472.00	0	0.00
226	R	COMPRA DE BIENES Y SERVICIOS DE OPERAC	732,000,000	0.00	82,946,724.00	649,053,276	639,662,556	639,662,556	598,866,352.00	0	598,866,352.00	9,390,720	0.00
23	E	GASTOS DE INVERSION	7,263,791,523	105,899,755.00	0.00	7,369,691,278	7,367,691,278	7,367,691,278	167,954,199.00	0	167,954,199.00	2,000,000	0.00
231	E	PROGRAMAS DE INVERSION	7,213,791,523	0.00	0.00	7,213,791,523	7,211,791,523	7,211,791,523	131,242,047.00	0	131,242,047.00	2,000,000	0.00
23101	R	Infraestructura propia del Sector	7,212,791,523	0.00	0.00	7,212,791,523	7,211,791,523	7,211,791,523	131,242,047.00	0	131,242,047.00	1,000,000	0.00
23102	R	Dotación de Hospitales, centros y puestos de salud	1,000,000	0.00	0.00	1,000,000	0	0	0.00	0	0	1,000,000	0.00
232	R	CUENTAS POR PAGAR-INVERSION	50,000,000	105,899,755.00	0.00	155,899,755	155,899,755	155,899,755	36,712,152.00	0	36,712,152.00	0	0.00
24	E	DEUDA PUBLICA	1,442,440,476	0.00	0.00	1,442,440,476	1,072,580,669	1,072,580,669	1,072,580,669.00	2,399,303	1,054,538,959.00	369,859,807	0.00
2401	R	Amortizaciones	1,201,440,476	0.00	0.00	1,201,440,476	909,438,440	909,438,440	909,438,440.00	0	894,993,996.00	292,002,036	0.00
2402	R	Intereses, comisiones y gastos financieros	241,000,000	0.00	0.00	241,000,000	163,142,229	163,142,229	163,142,229.00	2,399,303	159,544,963.00	77,857,771	0.00


Lucía Cristina Paz Echeverry

SubGerencia Financiera y Comercial


Ana Lucía Ceron Rosas

Profesional Universitario Presupuesto



Ana Belen Arteaga Torres

Gerencia

