



| Numeral                   | Descripcion        | Presupuesto                      |                    |                      |                       | Reconocimientos       |                      |                       | Recaudos             |                      |                       | Saldo de Apropriacion por Ejecutar | Saldo por Recaudar   |       |
|---------------------------|--------------------|----------------------------------|--------------------|----------------------|-----------------------|-----------------------|----------------------|-----------------------|----------------------|----------------------|-----------------------|------------------------------------|----------------------|-------|
|                           |                    | Inicio                           | Tralados           |                      | Adición (-) Reducción | Definitivo            | Anterior             | Del Mes               | Total                | Anterior             | Del Mes               |                                    |                      | Total |
|                           |                    |                                  | Créditos           | Contracrédito        |                       |                       |                      |                       |                      |                      |                       |                                    |                      |       |
| <b>01 PASTO SALUD ESE</b> |                    |                                  |                    |                      |                       |                       |                      |                       |                      |                      |                       |                                    |                      |       |
| 1                         | INGRESOS           | 36,721,172,132378,413,847        | 378,413,847        | 2,330,093,455        | 39,051,265,587        | 11,591,798,401        | 5,640,423,903        | 17,232,222,304        | 9,721,453,132        | 3,082,055,370        | 12,803,508,502        | 21,819,043,283                     | 4,428,713,802        |       |
| 10                        | DISPONIBILIDAD INI | 8,211,791,523                    | 0                  | 378,413,847          | 7,833,377,676         | 7,833,377,676         | 0                    | 7,833,377,676         | 7,833,377,676        | 0                    | 7,833,377,676         | 0                                  | 0                    |       |
| 11                        | INGRESOS CORRIEN   | 28,461,314,695378,413,847        | 0                  | 2,330,093,455        | 31,169,821,997        | 3,757,031,204         | 5,623,062,077        | 9,380,093,281         | 1,886,685,935        | 3,064,693,544        | 4,951,379,479         | 21,789,728,716                     | 4,428,713,802        |       |
| 111                       | INGRESOS DE EXPLO  | 28,373,424,844378,413,847        | 0                  | 2,147,844,615        | 30,899,683,306        | 3,663,191,170         | 5,617,905,638        | 9,281,096,808         | 1,792,845,901        | 3,059,537,105        | 4,852,383,006         | 21,618,586,498                     | 4,428,713,802        |       |
| 1111                      | VENTA DE SERVICIO  | 28,373,424,844378,413,847        | 0                  | 2,147,844,615        | 30,899,683,306        | 3,663,191,170         | 5,617,905,638        | 9,281,096,808         | 1,792,845,901        | 3,059,537,105        | 4,852,383,006         | 21,618,586,498                     | 4,428,713,802        |       |
| 111101                    | REGIMEN SUBSIDIAD  | 18,711,792,263                   | 0                  | 1,307,740,249        | 20,019,532,512        | 1,727,329,645         | 2,508,811,226        | 4,236,140,871         | 0                    | 0                    | 0                     | 15,783,391,641                     | 4,236,140,871        |       |
| 111102                    | REGIMEN CONTRIBUT  | 15,414,825                       | 0                  | 18,478,579           | 33,893,404            | 25,598,164            | 26,973,433           | 52,571,597            | 0                    | 70,200               | 70,200                | -18,678,193                        | 52,501,397           |       |
| 111103                    | ATENCION A LA POBL | 822,251,047                      | 0                  | 0                    | 822,251,047           | 98,041,434            | 16,009,823           | 114,051,257           | 0                    | 16,009,823           | 16,009,823            | 708,199,790                        | 98,041,434           |       |
| 111104                    | SOAT - ECAT        | 48,890,593                       | 0                  | 15,465,118           | 64,355,711            | 13,829,722            | 14,669,263           | 28,498,985            | 0                    | 0                    | 0                     | 35,856,726                         | 28,498,985           |       |
| 111105                    | ACCIONES DE PROMC  | 966,927,472                      | 0                  | 158,072,528          | 1,125,000,000         | 0                     | 0                    | 0                     | 0                    | 0                    | 0                     | 1,125,000,000                      | 0                    |       |
| 111106                    | FOSYGA             | 543,386                          | 0                  | 2,671,415            | 3,214,801             | 3,868,912             | 5,507,638            | 9,376,550             | 0                    | 0                    | 0                     | -6,161,749                         | 9,376,550            |       |
| 111107                    | OTRAS ENTIDADES    | 354,016                          | 0                  | 2,832,133            | 3,186,149             | 1,523,394             | 2,477,173            | 4,000,567             | 0                    | 0                    | 0                     | -814,418                           | 4,000,567            |       |
| 111108                    | OTRAS VENTAS DE S  | 82,251,242                       | 0                  | 4,878,725            | 87,129,967            | 4,020,175             | 8,245,315            | 12,265,490            | 3,866,177            | 8,245,315            | 12,111,492            | 74,864,477                         | 153,998              |       |
| 111109                    | CUENTAS POR COBR   | 7,725,000,000378,413,847         | 0                  | 637,705,868          | 8,741,119,715         | 1,788,979,724         | 3,035,211,767        | 4,824,191,491         | 1,788,979,724        | 3,035,211,767        | 4,824,191,491         | 3,916,928,224                      | 0                    |       |
| 112                       | APORTES NO LIGAD   | 0                                | 0                  | 0                    | 0                     | 0                     | 0                    | 0                     | 0                    | 0                    | 0                     | 0                                  | 0                    |       |
| 113                       | OTROS INGRESOS C   | 87,889,851                       | 0                  | 182,248,840          | 270,138,691           | 93,840,034            | 5,156,439            | 98,996,473            | 93,840,034           | 5,156,439            | 98,996,473            | 171,142,218                        | 0                    |       |
| 12                        | INGRESOS DE CAPIT  | 48,065,914                       | 0                  | 0                    | 48,065,914            | 1,389,521             | 17,361,826           | 18,751,347            | 1,389,521            | 17,361,826           | 18,751,347            | 29,314,567                         | 0                    |       |
| 1201                      | RENDIMIENTOS FIN   | 48,065,914                       | 0                  | 0                    | 48,065,914            | 1,389,521             | 17,361,826           | 18,751,347            | 1,389,521            | 17,361,826           | 18,751,347            | 29,314,567                         | 0                    |       |
| 1202                      | OTROS INGRESOS D   | 0                                | 0                  | 0                    | 0                     | 0                     | 0                    | 0                     | 0                    | 0                    | 0                     | 0                                  | 0                    |       |
| <b>Total</b>              |                    | <b>36,721,172,132378,413,847</b> | <b>378,413,847</b> | <b>2,330,093,455</b> | <b>39,051,265,587</b> | <b>11,591,798,401</b> | <b>5,640,423,903</b> | <b>17,232,222,304</b> | <b>9,721,453,132</b> | <b>3,082,055,370</b> | <b>12,803,508,502</b> | <b>21,819,043,283</b>              | <b>4,428,713,802</b> |       |

  
 Lucia Cristina Paz Echeverry  
 Subgerencia Financiera y Comercial

  
 Hector Marino Jurado Yela  
 Gerencia


  
 Ana Lucia Ceron Rosas  
 Profesional Universitario Presupuesto



| Numeral | Tipo  | Descripción   | Presupuesto    |                    |                            |                | Compromisos<br>C | Disponibilidades<br>G | Obligaciones     | Pagos         |                  | Saldo de<br>apropiación<br>por ejecutar<br>L=D - G | Disponibilidades<br>Abiertas<br>L= G - C |
|---------|-------|---|----------------|--------------------|----------------------------|----------------|------------------|-----------------------|------------------|---------------|------------------|--|--|
|         |       |   | Inicio         | Adición<br>Crédito | Reducción<br>ContraCrédito | Definitivo     |                  |                       |                  | Del Mes       | Total            |  |  |
| 01      | PASTO | SALUD ESE   |                |                    |                            |                |                  |                       |                  |               |                  |  |  |
| 2       | E     | GASTOS  | 36,721,172,132 | 2,413,040,179.00   | 82,946,724.00              | 39,051,265,587 | 18,145,928,073   | 27,039,834,879        | 2,778,549,120.00 | 1,826,532,483 | 2,374,698,276.00 | 12,011,430,708                                     | 8,893,906,806.00                         |
| 21      | E     | GASTOS DE FUNCIONAMIENTO                            | 23,392,751,102 | 1,977,497,580.00   | 0.00                       | 25,370,248,682 | 14,894,942,800   | 16,054,383,767        | 2,163,935,219.00 | 1,248,968,735 | 1,778,971,690.00 | 9,315,864,915                                      | 1,159,440,967.00                         |
| 211     | E     | GASTOS DE PERSONAL                                  | 16,930,651,102 | 388,669,202.00     | 0.00                       | 17,319,320,304 | 10,343,041,047   | 10,405,041,047        | 1,761,833,849.00 | 906,156,766   | 1,383,086,737.00 | 6,914,279,256                                      | 62,000,000.00                            |
| 21101   | E     | SERVICIOS PERSONALES ASOCIADOS A LA NO              | 5,099,979,181  | 225,929,078.00     | 0.00                       | 5,325,908,259  | 710,519,800      | 710,519,800           | 701,480,928.00   | 5,390,587     | 332,508,436.00   | 4,615,388,459                                      | 0.00                                     |
| 2110101 | R     | Sueldos   | 3,970,121,514  | 175,876,383.00     | 0.00                       | 4,145,997,897  | 663,792,789      | 663,792,789           | 663,792,789.00   | 0             | 311,140,096.00   | 3,482,205,108                                      | 0.00                                     |
| 2110102 | R     | Bonificación Servicios Prestados                    | 121,895,840    | 5,391,126.00       | 0.00                       | 127,086,966    | 15,815,967       | 15,815,967            | 15,815,967.00    | 0             | 3,523,790.00     | 111,270,999  | 0.00                                     |
| 2110103 | R     | Prima de Servicios                                  | 345,462,027    | 15,303,968.00      | 0.00                       | 360,765,995    | 1,996,541        | 1,996,541             | 1,996,541.00     | 382,950       | 1,996,541.00     | 358,769,454  | 0.00                                     |
| 2110104 | R     | Prima e indemnización de Vacaciones                 | 187,125,265    | 8,289,649.00       | 0.00                       | 195,414,914    | 19,192,657       | 19,192,657            | 10,945,386.00    | 4,515,148     | 10,945,386.00    | 176,222,257  | 0.00                                     |
| 2110105 | R     | Prima de Navidad                                    | 389,844,302    | 17,270,103.00      | 0.00                       | 407,114,405    | 0                | 0                     | 0.00             | 0             | 0                | 407,114,405  | 0.00                                     |
| 2110106 | R     | Bonificación Especial de Recreación                 | 22,056,231     | 1,417,744.00       | 0.00                       | 23,473,975     | 1,831,974        | 1,831,974             | 1,040,373.00     | 492,489       | 1,040,373.00     | 21,642,001   | 0.00                                     |
| 2110107 | R     | Subsidio de alimentación                            | 23,719,680     | 1,050,782.00       | 0.00                       | 24,770,462     | 3,126,862        | 3,126,862             | 3,126,862.00     | 0             | 1,507,940.00     | 21,643,600   | 0.00                                     |
| 2110108 | R     | Auxilio de Transporte                               | 30,007,296     | 1,329,323.00       | 0.00                       | 31,336,619     | 4,763,010        | 4,763,010             | 4,763,010.00     | 0             | 2,354,310.00     | 26,573,609   | 0.00                                     |
| 2110109 | R     | Otros Servicios Personales Asociados a la nómina    | 9,947,026      | 0.00               | 0.00                       | 9,947,026      | 0                | 0                     | 0.00             | 0             | 0                | 9,947,026  | 0.00                                     |
| 21102   | E     | SERVICIOS PERSONALES INDIRECTOS                     | 9,903,978,034  | 0.00               | 0.00                       | 9,903,978,034  | 9,213,240,000    | 9,275,240,000         | 830,710,870.00   | 830,710,870   | 830,710,870.00   | 628,738,034  | 62,000,000.00                            |
| 2110201 | R     | Servicios Personales Indirectos-Funcionamiento      | 9,294,394,873  | 0.00               | 0.00                       | 9,294,394,873  | 9,213,240,000    | 9,275,240,000         | 830,710,870.00   | 830,710,870   | 830,710,870.00   | 19,154,873   | 62,000,000.00                            |
| 2110202 | R     | Servicios Personales Indirectos-Intervenciones Cole | 609,583,161    | 0.00               | 0.00                       | 609,583,161    | 0                | 0                     | 0.00             | 0             | 0                | 609,583,161  | 0.00                                     |
| 21103   | E     | CONTRIBUCIONES NOMINA                               | 1,826,693,887  | 80,922,539.00      | 0.00                       | 1,907,616,426  | 237,463,662      | 237,463,662           | 224,674,902.00   | 67,855,309    | 217,667,431.00   | 1,670,152,764                                      | 0.00                                     |
| 2110301 | R     | Caja de Compensación Familiar                       | 188,007,514    | 8,328,733.00       | 0.00                       | 196,336,247    | 12,974,900       | 12,974,900            | 12,974,900.00    | 12,974,900    | 12,974,900.00    | 183,361,347  | 0.00                                     |
| 2110302 | R     | Aportes Previsión Social en Salud                   | 347,804,475    | 15,407,738.00      | 0.00                       | 363,212,213    | 35,188,136       | 35,188,136            | 31,320,665.00    | 15,768,123    | 24,313,194.00    | 328,024,077  | 0.00                                     |
| 2110303 | R     | Riesgos Profesionales                               | 99,676,671     | 4,415,677.00       | 0.00                       | 104,092,348    | 1,324,900        | 1,324,900             | 1,324,900.00     | 1,324,900     | 1,324,900.00     | 102,767,448  | 0.00                                     |
| 2110304 | R     | Aportes Cesantías e intereses a las cesantías       | 444,718,665    | 19,701,037.00      | 0.00                       | 464,419,702    | 150,188,340      | 150,188,340           | 141,267,051.00   | 0             | 141,267,051.00   | 314,231,362  | 0.00                                     |
| 2110305 | R     | Aportes Previsión Social en Pensiones               | 511,477,169    | 22,658,439.00      | 0.00                       | 534,135,608    | 21,578,886       | 21,578,886            | 21,578,886.00    | 21,578,886    | 21,578,886.00    | 512,556,722  | 0.00                                     |
| 2110306 | R     | Servicio Nacional de Aprendizaje SENA               | 94,003,757     | 4,164,366.00       | 0.00                       | 98,168,123     | 6,483,500        | 6,483,500             | 6,483,500.00     | 6,483,500     | 6,483,500.00     | 91,684,623   | 0.00                                     |
| 2110307 | R     | Instituto Colombiano de Bienestar Familiar ICBF-    | 141,005,636    | 6,246,549.00       | 0.00                       | 147,252,185    | 9,725,000        | 9,725,000             | 9,725,000.00     | 9,725,000     | 9,725,000.00     | 137,527,185  | 0.00                                     |
| 21104   | R     | GASTOS DE PERSONAL-VIGENCIA ANTERIOR                | 100,000,000    | 81,817,585.00      | 0.00                       | 181,817,585    | 181,817,585      | 181,817,585           | 4,967,149.00     | 2,200,000     | 2,200,000.00     | 0  | 0.00                                     |
| 212     | E     | GASTOS GENERALES                                    | 5,196,100,000  | 1,289,753,859.00   | 0.00                       | 6,485,853,859  | 3,402,425,956    | 4,499,866,922         | 355,097,970.00   | 313,738,641   | 349,561,625.00   | 1,985,986,936                                      | 1,097,440,966.00                         |
| 21201   | E     | ADQUISICION DE BIENES                               | 889,000,000    | 0.00               | 0.00                       | 889,000,000    | 105,000,000      | 367,800,000           | 0.00             | 0             | 0                | 521,200,000  | 262,800,000.00                           |
| 2120101 | R     | Materiales y Suministros                            | 268,000,000    | 0.00               | 0.00                       | 268,000,000    | 0                | 186,800,000           | 0.00             | 0             | 0                | 81,200,000   | 186,800,000.00                           |
| 2120102 | R     | Compra de Equipos                                   | 300,000,000    | 0.00               | 0.00                       | 300,000,000    | 0                | 60,500,000            | 0.00             | 0             | 0                | 239,500,000  | 60,500,000.00                            |
| 2120103 | R     | Dotación de Personal                                | 40,000,000     | 0.00               | 0.00                       | 40,000,000     | 0                | 0                     | 0.00             | 0             | 0                | 40,000,000   | 0.00                                     |
| 2120104 | R     | Combustibles y Lubricantes                          | 120,000,000    | 0.00               | 0.00                       | 120,000,000    | 105,000,000      | 105,000,000           | 0.00             | 0             | 0                | 15,000,000   | 0.00                                     |
| 2120105 | R     | Ropa Hospitalaria                                   | 60,000,000     | 0.00               | 0.00                       | 60,000,000     | 0                | 0                     | 0.00             | 0             | 0                | 60,000,000   | 0.00                                     |
| 2120106 | R     | Impresos  | 100,000,000    | 0.00               | 0.00                       | 100,000,000    | 0                | 15,000,000            | 0.00             | 0             | 0                | 85,000,000   | 15,000,000.00                            |
| 2120107 | R     | Otras adquisiciones de Bienes                       | 1,000,000      | 0.00               | 0.00                       | 1,000,000      | 0                | 500,000               | 0.00             | 0             | 0                | 500,000  | 500,000.00                               |
| 21202   | E     | ADQUISICION DE SERVICIOS                            | 3,978,600,000  | 449,581,386.00     | 0.00                       | 4,428,181,386  | 2,141,392,583    | 2,976,033,550         | 149,377,351.00   | 111,422,513   | 144,120,550.00   | 1,452,147,836                                      | 834,640,967.00                           |
| 2120201 | R     | Matenimiento  | 75,000,000     | 0.00               | 0.00                       | 75,000,000     | 65,000,000       | 66,000,000            | 0.00             | 0             | 0                | 9,000,000  | 1,000,000.00                             |
| 2120202 | R     | Servicios Públicos                                  | 483,000,000    | 0.00               | 0.00                       | 483,000,000    | 76,924,976       | 350,000,000           | 73,210,934.00    | 38,806,865    | 68,321,684.00    | 133,000,000  | 273,075,024.00                           |
| 2120203 | R     | Comunicaciones y Transporte                         | 157,500,000    | 0.00               | 0.00                       | 157,500,000    | 151,758,342      | 153,958,342           | 0.00             | 0             | 0                | 3,541,658  | 2,200,000.00                             |
| 2120204 | R     | Arrendamientos                                      | 18,100,000     | 5,000,000.00       | 0.00                       | 23,100,000     | 13,950,470       | 18,931,500            | 76,014.00        | 0             | 0                | 4,168,500  | 4,981,030.00                             |
| 2120205 | R     | Viáticos y Gastos de viaje                          | 20,000,000     | 0.00               | 0.00                       | 20,000,000     | 0                | 0                     | 0.00             | 0             | 0                | 20,000,000   | 0.00                                     |
| 2120206 | R     | Publicidad, Impresos y Publicaciones                | 115,000,000    | 0.00               | 0.00                       | 115,000,000    | 100,000,000      | 100,000,000           | 0.00             | 0             | 0                | 15,000,000   | 0.00                                     |
| 2120207 | R     | Vigilancia  | 1,251,000,000  | 0.00               | 0.00                       | 1,251,000,000  | 1,129,181,760    | 1,129,181,760         | 0.00             | 0             | 0                | 121,818,240  | 0.00                                     |
| 2120208 | R     | Seguros   | 231,000,000    | 0.00               | 0.00                       | 231,000,000    | 178,895,155      | 189,979,605           | 5,454,915.00     | 5,454,915     | 5,454,915.00     | 41,020,395   | 11,284,450.00                            |
| 2120209 | R     | Capacitación  | 50,000,000     | 0.00               | 0.00                       | 50,000,000     | 70,000           | 35,070,000            | 70,000.00        | 70,000        | 70,000.00        | 14,930,000   | 35,000,000.00                            |
| 2120210 | R     | Bienestar Social                                    | 52,000,000     | 0.00               | 0.00                       | 52,000,000     | 0                | 0                     | 0.00             | 0             | 0                | 52,000,000   | 0.00                                     |
| 2120211 | R     | Salud Ocupacional                                   | 10,000,000     | 0.00               | 0.00                       | 10,000,000     | 264,000          | 400,000               | 0.00             | 0             | 0                | 9,600,000  | 136,000.00                               |
| 2120212 | R     | Gestión Ambiental                                   | 97,000,000     | 0.00               | 0.00                       | 97,000,000     | 72,000,000       | 75,600,000            | 0.00             | 0             | 0                | 21,400,000   | 3,600,000.00                             |
| 2120213 | R     | Aseo  | 555,000,000    | 284,000,000.00     | 0.00                       | 839,000,000    | 129,425,795      | 589,949,800           | 59,526,020.00    | 59,526,020    | 59,526,020.00    | 249,050,200  | 460,524,005.00                           |
| 2120214 | R     | Sistematización                                     | 316,000,000    | 0.00               | 0.00                       | 316,000,000    | 175,989,046      | 217,332,623           | 10,706,086.00    | 7,564,713     | 10,618,011.00    | 98,667,377   | 41,343,577.00                            |
| 2120215 | R     | Intervenciones Colectivas                           | 429,000,000    | 0.00               | 0.00                       | 429,000,000    | 0                | 0                     | 0.00             | 0             | 0                | 429,000,000  | 0.00                                     |



| Numeral | Tipo | Descripción  | Presupuesto   |                 |                         |               | Compromisos C | Disponibilidades G | Obligaciones   | Pagos       |                | Saldo de apropiación por ejecutar L=D - G | Disponibilidades Abiertas L= G - C |
|---------|------|--|---------------|-----------------|-------------------------|---------------|---------------|--------------------|----------------|-------------|----------------|---|------------------------------------|
|         |      |  | Inicio        | Adición Crédito | Reducción ContraCrédito | Definitivo    |               |                    |                | Del Mes     | Total          |   |                                    |
| 2120216 | R    | Otras adquisiciones de servicios                   | 119,000,000   | 160,581,386.00  | 0.00                    | 279,581,386   | 48,133,040    | 49,629,920         | 333,382.00     | 0           | 129,920.00     | 229,951,466                               | 1,496,880.00                       |
| 21203   | E    | IMPUESTOS Y MULTAS                                 | 10,500,000    | 0.00            | 0.00                    | 10,500,000    | 5,000,000     | 5,000,000          | 5,000,000.00   | 5,000,000   | 5,000,000.00   | 5,500,000                                 | 0.00                               |
| 2120301 | R    | Impuestos y Multas                                 | 10,500,000    | 0.00            | 0.00                    | 10,500,000    | 5,000,000     | 5,000,000          | 5,000,000.00   | 5,000,000   | 5,000,000.00   | 5,500,000                                 | 0.00                               |
| 21204   | R    | GASTOS GENERALES-VIGENCIA ANTERIOR                 | 318,000,000   | 840,172,473.00  | 0.00                    | 1,158,172,473 | 1,151,033,373 | 1,151,033,373      | 200,720,619.00 | 197,316,128 | 200,441,075.00 | 7,139,100                                 | 0.00                               |
| 213     | E    | TRANSFERENCIAS CORRIENTES                          | 1,256,000,000 | 299,074,519.00  | 0.00                    | 1,555,074,519 | 1,149,475,797 | 1,149,475,797      | 47,003,400.00  | 29,073,328  | 46,323,328.00  | 405,598,722                               | 0.00                               |
| 21301   | E    | OTRAS TRANSFERENCIAS                               | 1,156,000,000 | 0.00            | 0.00                    | 1,156,000,000 | 750,401,278   | 750,401,278        | 21,081,350.00  | 3,151,278   | 20,401,278.00  | 405,598,722                               | 0.00                               |
| 2130101 | R    | Sentencias y Conciliaciones                        | 400,000,000   | 0.00            | 0.00                    | 400,000,000   | 20,401,278    | 20,401,278         | 20,401,278.00  | 3,151,278   | 20,401,278.00  | 379,598,722                               | 0.00                               |
| 2130102 | R    | Transferencias Sector Privado                      | 756,000,000   | 0.00            | 0.00                    | 756,000,000   | 730,000,000   | 730,000,000        | 680,072.00     | 0           | 0              | 26,000,000                                | 0.00                               |
| 21302   | R    | TRANSFERENCIAS-VIGENCIA ANTERIOR                   | 100,000,000   | 299,074,519.00  | 0.00                    | 399,074,519   | 399,074,519   | 399,074,519        | 25,922,050.00  | 25,922,050  | 25,922,050.00  | 0   | 0.00                               |
| 214     | R    | VIGENCIAS EXPIRADAS                                | 10,000,000    | 0.00            | 0.00                    | 10,000,000    | 0             | 0                  | 0.00           | 0           | 0              | 10,000,000                                | 0.00                               |
| 22      | E    | GASTOS DE OPERACION COMERCIAL Y DE PR              | 4,622,189,031 | 329,642,844.00  | 82,946,724.00           | 4,868,885,151 | 3,058,146,777 | 3,580,821,093      | 560,038,520.00 | 559,927,108 | 559,927,108.00 | 1,288,064,058                             | 522,674,316.00                     |
| 221     | E    | COMPRA DE BIENES PARA LA PRESTACION DE             | 1,776,720,000 | 0.00            | 0.00                    | 1,776,720,000 | 1,072,784,172 | 1,595,065,488      | 111,412.00     | 0           | 0              | 181,654,512                               | 522,281,316.00                     |
| 22101   | R    | Productos Farmacéuticos                            | 1,092,720,000 | 0.00            | 0.00                    | 1,092,720,000 | 802,217,149   | 1,001,157,005      | 111,412.00     | 0           | 0              | 91,562,995                                | 198,939,856.00                     |
| 22102   | R    | Material médico quirúrgico                         | 219,000,000   | 0.00            | 0.00                    | 219,000,000   | 191,435,489   | 197,813,335        | 0.00           | 0           | 0              | 21,186,665                                | 6,377,846.00                       |
| 22103   | R    | Material Odontológico                              | 198,000,000   | 0.00            | 0.00                    | 198,000,000   | 69,768,410    | 196,095,148        | 0.00           | 0           | 0              | 1,904,852                                 | 126,326,738.00                     |
| 22104   | R    | Material para Laboratorio y otros                  | 267,000,000   | 0.00            | 0.00                    | 267,000,000   | 9,363,124     | 200,000,000        | 0.00           | 0           | 0              | 67,000,000                                | 190,636,876.00                     |
| 222     | E    | COMPRA DE SERVICIOS PARA LA VENTA                  | 26,000,000    | 0.00            | 0.00                    | 26,000,000    | 6,000,000     | 6,000,000          | 0.00           | 0           | 0              | 20,000,000                                | 0.00                               |
| 22201   | R    | Citologías y Mamografías                           | 6,000,000     | 0.00            | 0.00                    | 6,000,000     | 6,000,000     | 6,000,000          | 0.00           | 0           | 0              | 0   | 0.00                               |
| 22202   | R    | Medicina Especializada                             | 20,000,000    | 0.00            | 0.00                    | 20,000,000    | 0             | 0                  | 0.00           | 0           | 0              | 20,000,000                                | 0.00                               |
| 223     | E    | OTROS GASTOS DE OPERACION COMERCIAL                | 122,000,000   | 0.00            | 0.00                    | 122,000,000   | 122,000,000   | 122,000,000        | 0.00           | 0           | 0              | 0   | 0.00                               |
| 22301   | R    | Alimentación - Dietas                              | 90,000,000    | 0.00            | 0.00                    | 90,000,000    | 90,000,000    | 90,000,000         | 0.00           | 0           | 0              | 0   | 0.00                               |
| 22302   | R    | Otros Gastos de Operación                          | 32,000,000    | 0.00            | 0.00                    | 32,000,000    | 32,000,000    | 32,000,000         | 0.00           | 0           | 0              | 0   | 0.00                               |
| 224     | E    | GASTOS MANTENIMIENTO HOSPITALARIO                  | 1,836,058,607 | 117,000,000.00  | 0.00                    | 1,953,058,607 | 875,646,781   | 876,039,781        | 0.00           | 0           | 0              | 1,077,018,826                             | 393,000.00                         |
| 22401   | R    | Mantenimiento Hospitalario Infraestructura         | 916,074,668   | 117,000,000.00  | 0.00                    | 1,033,074,668 | 246,099,888   | 246,099,888        | 0.00           | 0           | 0              | 786,974,780                               | 0.00                               |
| 22402   | E    | Mantenimiento Hospitalario Dotación                | 919,983,939   | 0.00            | 0.00                    | 919,983,939   | 629,546,893   | 629,939,893        | 0.00           | 0           | 0              | 290,044,046                               | 393,000.00                         |
| 2240201 | R    | Mantenimiento Hospitalario Dotación-Equipos Biomé  | 572,495,799   | 0.00            | 0.00                    | 572,495,799   | 365,554,646   | 365,554,646        | 0.00           | 0           | 0              | 206,941,153                               | 0.00                               |
| 2240202 | R    | Mantenimiento Hospitalario Equipo Industrial de Us | 112,488,140   | 0.00            | 0.00                    | 112,488,140   | 73,644,407    | 74,037,407         | 0.00           | 0           | 0              | 38,450,733                                | 393,000.00                         |
| 2240203 | R    | Mantenimiento Hospitalario Equipo de Comunicaci    | 150,000,000   | 0.00            | 0.00                    | 150,000,000   | 113,715,840   | 113,715,840        | 0.00           | 0           | 0              | 36,284,160                                | 0.00                               |
| 2240204 | R    | Mantenimiento Hospitalario Uso Administrativo      | 85,000,000    | 0.00            | 0.00                    | 85,000,000    | 76,632,000    | 76,632,000         | 0.00           | 0           | 0              | 8,368,000                                 | 0.00                               |
| 225     | R    | MANTENIMIENTO HOSPITALARIO-VIGENCIA AN             | 129,410,424   | 212,642,844.00  | 0.00                    | 342,053,268   | 342,053,268   | 342,053,268        | 27,801,755.00  | 27,801,755  | 27,801,755.00  | 0   | 0.00                               |
| 226     | R    | COMPRA DE BIENES Y SERVICIOS DE OPERAC             | 732,000,000   | 0.00            | 82,946,724.00           | 649,053,276   | 639,662,556   | 639,662,556        | 532,125,353.00 | 532,125,353 | 532,125,353.00 | 9,390,720                                 | 0.00                               |
| 23      | E    | GASTOS DE INVERSION                                | 7,263,791,523 | 105,899,755.00  | 0.00                    | 7,369,691,278 | 155,899,755   | 7,367,691,278      | 17,636,640.00  | 17,636,640  | 17,636,640.00  | 2,000,000                                 | 7,211,791,523.00                   |
| 231     | E    | PROGRAMAS DE INVERSION                             | 7,213,791,523 | 0.00            | 0.00                    | 7,213,791,523 | 0             | 7,211,791,523      | 0.00           | 0           | 0              | 2,000,000                                 | 7,211,791,523.00                   |
| 23101   | R    | Infraestructura propia del Sector                  | 7,212,791,523 | 0.00            | 0.00                    | 7,212,791,523 | 0             | 7,211,791,523      | 0.00           | 0           | 0              | 1,000,000                                 | 7,211,791,523.00                   |
| 23102   | R    | Dotación de Hospitales, centros y puestos de salud | 1,000,000     | 0.00            | 0.00                    | 1,000,000     | 0             | 0                  | 0.00           | 0           | 0              | 1,000,000                                 | 0.00                               |
| 232     | R    | CUENTAS POR PAGAR-INVERSION                        | 50,000,000    | 105,899,755.00  | 0.00                    | 155,899,755   | 155,899,755   | 155,899,755        | 17,636,640.00  | 17,636,640  | 17,636,640.00  | 0   | 0.00                               |
| 24      | E    | DEUDA PUBLICA                                      | 1,442,440,476 | 0.00            | 0.00                    | 1,442,440,476 | 36,938,741    | 36,938,741         | 36,938,741.00  | 0           | 18,162,838.00  | 1,405,501,735                             | 0.00                               |
| 2401    | R    | Amortizaciones                                     | 1,201,440,476 | 0.00            | 0.00                    | 1,201,440,476 | 28,888,888    | 28,888,888         | 28,888,888.00  | 0           | 14,444,444.00  | 1,172,551,588                             | 0.00                               |
| 2402    | R    | Intereses, comisiones y gastos financieros         | 241,000,000   | 0.00            | 0.00                    | 241,000,000   | 8,049,853     | 8,049,853          | 8,049,853.00   | 0           | 3,718,394.00   | 232,950,147                               | 0.00                               |



Lucia Cristina Paz Echeverry  
 SubGerencia Financiera y Comercial



Hector Marino Jurado Yela  
 Gerencia



Ana Lucia Ceron Rosas  
 Profesional Universitario Presupuesto



| NOMBRE   | VARIABLES  | META   | FUENTES                | DATOS                                 | INDICADOR |      | ANALISIS RESULTADO   |
|--|--|--|------------------------|---------------------------------------|-----------|------|--|
|  |  |  |                        |                                       | 2016      | 2015 |  |
| Resultado Equilibrio presupuestal con Recaudo  | Valor de la ejecucion de ingresos totales recaudados en la vigencia (incluye recaudo de CxC de vigencias anteriores)/ valor de la ejecucion de gastos coprometidos incluyendo CxP de vigencias anteriores  | > ó = 1,00   | Ejecucion presupuestal | \$12.803.508.502/<br>\$18.145.928.073 | 0.71      | 0.37 | informacion a 29 de FEBRERO de 2016, el resultado del indicador muestra que el total del recaudo por concepto de ingresos representa el 71% del total de los gastos comprometidos            |
| Superávit o Déficit presupuestal   | Valor de la ejecucion de ingresos totales reconocidos en la vigencia (incluye recaudo de CxC de vigencias anteriores)/ valor de la ejecucion de gastos coprometidos incluyendo CxP de vigencias anteriores | > ó = 1,00   | Ejecucion presupuestal | \$17.232.222.304/<br>\$18.145.928.073 | 0.95      | 0.57 | informacion a 29 de FEBRERO de 2016, el resultado del indicador muestra que para financiar el 100% de los compromisos se cuenta con el 95% en reconocimientos de ingresos a FEBRERO de 2016. |
| EJECUCION DE INGRESOS  | Valor de la ejecucion de ingresos totales recaudados la vigencia (incluye recaudo de CxC de vigencias anteriores)/ valor de la apropiación definitiva de ingresos  | 100%   | Ejecucion presupuestal | \$12.803.508.502/<br>\$39.051.265.587 | 33%       | 19%  | informacion a 29 de FEBRERO de 2016, el resultado del indicador muestra que del total del Presupuesto de ingresos aprobado se ha ejecutado en un 33%   |
| EJECUCION DE GASTOS  | Valor de la ejecucion de gastos totales comprometidos en la vigencia / valor de la apropiación definitiva de Gastos  | 100%   | Ejecucion presupuestal | \$18.145.928.073/<br>\$39.051.265.587 | 47%       | 53%  | informacion a 29 de FEBRERO de 2016, el resultado del indicador mide el nivel de gastos comprometidos con relación al total del presupuesto que corresponde al 47%                           |
| <b>ANÁLISIS MENSUAL DEL COMPORTAMIENTO DE LOS INGRESOS Y GASTOS PRESUPUESTALES VIGENCIA 2016</b> |  | <p>A 29 de Febrero de 2016 EL % DE EJECUCION DE LOS INGRESOS FUE DEL 33% - PRESENTANDO UNA EJECUCION VAFORABLE CON RELACION AL ESTANDAR DEL 16.67%; EL INDICADOR DE EQUILIBRIO PRESUPUESTAL ES DESFAVORABLE CON EL RESULTADO DEL 0.71 FRENTE A LA META ACEPTABLE DE = ó mayor que 1</p> <p>Analizando el resultado de los indicadores del mes de Febrero del año 2015 con los obtenidos en el mes de Febrero del año 2016, los indicadores de equilibrio presupuestal, superavit, ejecución de ingresos, se incrementaron y el indicador de ejecución de gastos presenta una disminución de 6 puntos porcentuales. El incremento en ingresos se origina en las siguientes fuentes: (2015: \$2.150 - 2016: \$3.082 DIF.: \$932 Mill.</p>  |                        |                                       |           |      |  |
| \$39.051.265.587/12 MESES \$3.254.272.132  |  | <p>1. El Saldo en Bancos a 31 de diciembre de 2015 por valor de \$7.833 millones fue mayor que el saldo a 31 de diciembre de 2014, por valor de \$3.362 millones de pesos para una diferencia de \$4.471 millones de pesos.</p> <p>2. Incremento de \$925 millones en el recaudo de las Venta de Servicios de Salud; que equivalen al 14%, puesto que en febrero del año 2015 se recaudaron \$2.135 millones, mientras que en febrero del año 2016 los recaudos fueron de \$3.060 millones, principalmente representados en la recuperación de cuentas por cobrar. La Venta de Servicios de Salud se incrementó en el mes de febrero del año 2016 con relación al mes de Febrero del año 2015 en la suma de \$260 millones, que resulta de \$2.322 en el año 2015 a \$2.582 en el año 2016. La Venta de Servicios acumuladas a Febrero de 2016 son de \$4.457 mientras que a febrero de 2015 fueron de \$4.383 con un incremento de \$74 millones equivalentes al 2%</p> <p>3. Incremento en los ingresos por Rendimientos Financieros por valor de \$10 millones; en febrero de 2015 se percibieron \$7.5 mientras que en febrero de 2016 ingresaron \$17.4 millones, el incremento fue del 132%.</p> <p>4. Disminución en el recaudo de Otros Ingresos corrientes a febrero del año 2016 por valor de \$3 millones,</p> <p>5. Los gastos hasta febrero de 2016 se han ejecutado en un 47% mientras que a febrero del año 2015 la ejecución fue del 53%, esto debido a que existen menor valor apropiado y recursos ejecutados en los rubros presupuestales de Gastos de Personal en la suma de \$3.213 millones, Gastos Generales en la suma de \$119 mill. Transferencias Corrientes en la suma de \$57 mill. En Gastos de Inversión la suma de \$229 millones y la ejecución de los Gastos de Operación Comercial se ha incrementado a febrero del año 2016 en \$343 millones con relación a febrero del 2015.</p> |                        |                                       |           |      |  |
| PRESUPUESTO 2 MESES: META INDICADOR 16.67%   |  |  |                        |                                       |           |      |  |