
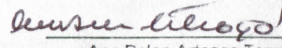



Numeral	Descripción	Presupuesto				Reconocimientos			Recaudos			Saldo de Apropriación por Ejecutar	Saldo por Recaudar	
		Inicio	Traslados		Adición (-) Reducción	Definitivo	Anterior	Del Mes	Total	Anterior	Del Mes			Total
			Créditos	Contracrédito										
01 PASTO SALUD ESE														
1	INGRESOS	52,329,597,926	0	0	7,441,566,651	59,771,164,577	57,762,085,060	4,022,615,218	61,784,700,278	49,680,275,267	4,533,668,673	54,213,943,940	-2,013,535,701	7,570,756,338
10	DISPONIBILIDAD INI	15,181,971,719	0	0	0	15,181,971,719	14,808,888,181	0	14,808,888,181	14,808,888,181	0	14,808,888,181	373,083,538	0
101	DI Destinación Especifi	4,206,838,854	0	0	0	4,206,838,854	4,040,131,739	0	4,040,131,739	4,040,131,739	0	4,040,131,739	166,707,115	0
102	DI Recursos Propios	10,975,132,865	0	0	0	10,975,132,865	10,768,756,442	0	10,768,756,442	10,768,756,442	0	10,768,756,442	206,376,423	0
11	INGRESOS CORRIEN	37,057,372,940	0	0	6,340,590,925	43,397,963,865	41,473,590,031	3,972,310,233	45,445,900,264	33,391,780,238	4,483,363,688	37,875,143,926	-2,047,936,399	7,570,756,338
111	INGRESOS DE EXPLO	35,994,973,815	0	0	6,340,590,925	42,335,564,740	40,675,675,417	3,899,585,643	44,575,261,060	32,650,891,251	4,410,639,098	37,061,530,349	-2,239,696,320	7,513,730,711
1111	VENTA DE SERVICIO	29,121,237,523	0	0	6,340,590,925	35,461,828,448	33,083,464,185	3,855,508,463	36,938,972,648	25,058,680,019	4,366,561,918	29,425,241,937	-1,477,144,200	7,513,730,711
111101	REGIMEN SUBSIDIAD	27,137,516,742	0	0	6,340,590,925	33,478,107,667	31,799,479,756	3,784,744,129	35,584,223,885	24,384,665,890	4,128,684,815	28,513,350,705	-2,106,116,218	7,070,873,180
111102	REGIMEN CONTRIBUT	466,226,214	0	0	0	466,226,214	415,783,721	41,759,363	457,543,084	171,615,348	5,049,222	176,664,570	8,683,130	280,878,514
111103	ATENCION A LA POBL	0	0	0	0	0	0	0	0	0	0	0	0	0
111104	SOAT - ECAT	83,938,251	0	0	0	83,938,251	87,132,941	9,118,352	96,251,293	47,014,333	8,011,721	55,026,054	-12,313,042	41,225,239
111105	PROMOCION Y PREV	1,316,667,380	0	0	0	1,316,667,380	608,699,305	0	608,699,305	365,219,583	214,262,155	579,481,738	707,968,075	29,217,567
111106	ADRES	8,412,587	0	0	0	8,412,587	60,294,405	6,332,646	66,627,051	0	0	0	-58,214,464	66,627,051
111107	OTRAS ENTIDADES	5,000,000	0	0	0	5,000,000	25,341,755	3,563,743	28,905,498	3,508,563	2,010,139	5,518,702	-23,905,498	23,386,796
111108	OTRAS VENTAS DE S	103,476,349	0	0	0	103,476,349	86,732,302	9,990,230	96,722,532	86,656,302	8,543,866	95,200,168	6,753,817	1,522,364
1112	CUENTAS POR COBR	6,873,736,292	0	0	0	6,873,736,292	7,592,211,232	44,077,180	7,636,288,412	7,592,211,232	44,077,180	7,636,288,412	-762,552,120	0
112	APORTES NO LIGAD	803,422,826	0	0	0	803,422,826	513,230,643	57,025,627	570,256,270	456,205,016	57,025,627	513,230,643	233,166,556	57,025,627
113	OTROS INGRESOS C	258,976,299	0	0	0	258,976,299	284,683,971	15,698,963	300,382,934	284,683,971	15,698,963	300,382,934	-41,406,635	0
12	RECURSOS DE CAPI	90,253,267	0	0	1,100,975,726	1,191,228,993	1,479,606,848	50,304,985	1,529,911,833	1,479,606,848	50,304,985	1,529,911,833	-338,682,840	0
1201	APORTES DE CAPIT	0	0	0	1,100,975,726	1,100,975,726	1,088,855,098	0	1,088,855,098	1,088,855,098	0	1,088,855,098	12,120,628	0
1202	RENDIMIENTOS FIN	69,786,643	0	0	0	69,786,643	370,285,126	50,304,985	420,590,111	370,285,126	50,304,985	420,590,111	-350,803,468	0
1203	OTROS RECURSOS D	20,466,624	0	0	0	20,466,624	20,466,624	0	20,466,624	20,466,624	0	20,466,624	0	0
Total		52,329,597,926	0	0	7,441,566,651	59,771,164,577	57,762,085,060	4,022,615,218	61,784,700,278	49,680,275,267	4,533,668,673	54,213,943,940	-2,013,535,701	7,570,756,338


 Myriam Ruth Bolaños Delgado
 Profesional Universitario Presupuesto


 Ana Belen Arteaga Torres
 Gerencia


 Maria Eugenia Burbano
 Subgerente Financiera y Comercial

Vigencia: 2019 Mes: Octubre Rubros: 2 a 29 Sede: todas Decimales: 0

Fecha de Impresión 22/11/2019

Page 1 of 3

Numeral	Tipo	Descripción	Presupuesto				Compromisos C	Disponibilidades G	Obligaciones	Pagos		Saldo de apropiación por ejecutar L=D - G	Disponibilidades Abiertas L= G - C
			Inicio	Adición Crédito	Reducción ContraCrédito	Definitivo				Del Mes	Total		
01	PASTO SALUD ESE												
2	E	GASTOS	52,329,597,926	16,193,402,274.00	8,751,835,623.00	59,771,164,577	46,627,456,667	47,855,109,261	37,103,461,092.00	4,204,262,773	36,885,611,259.00	11,916,055,316	1,227,652,594.00
21	E	GASTOS DE FUNCIONAMIENTO	41,796,079,539	12,056,533,787.00	7,182,951,572.00	46,669,661,754	35,288,657,494	36,137,064,517	29,789,113,373.00	3,035,635,675	29,592,487,347.00	10,532,597,237	848,407,023.00
211	E	GASTOS DE PERSONAL	28,375,616,138	7,726,348,836.00	5,561,861,944.00	30,540,103,030	22,037,922,810	22,140,694,733	20,451,677,449.00	2,146,960,633	20,421,529,506.00	8,399,408,297	102,771,923.00
21101	E	SERVICIOS PERSONALES ASOCIADOS A LA NO	17,258,225,808	403,346,770.00	1,817,136,870.00	15,844,435,708	10,751,221,038	10,765,459,657	10,739,332,786.00	1,263,235,282	10,739,332,786.00	5,078,976,050	14,238,619.00
2110101	R	Sueldos	13,306,520,370	0.00	1,250,490,793.00	12,056,029,577	9,489,325,912	9,489,325,912	9,489,315,931.00	957,161,902	9,489,315,931.00	2,566,703,665	0.00
2110102	R	Bonificación Servicios Prestados	401,563,205	0.00	10,015,993.00	391,547,212	391,547,212	328,716,696.00	201,056,378	328,716,696.00	62,829,287	0.00	0.00
2110103	R	Prima de Servicios	1,069,887,739	0.00	516,489,739.00	553,398,000	189,696,441	190,097,277	189,696,441.00	1,021,513	189,696,441.00	363,300,723	400,836.00
2110104	R	Prima de Vacaciones	579,522,526	0.00	23,236,633.00	556,285,893	152,291,184	155,747,935	141,719,320.00	25,815,499	141,719,320.00	400,537,958	3,456,751.00
2110105	R	Prima de Navidad	1,207,338,595	21,985,770.00	0.00	1,229,324,365	38,308,473	43,177,139	38,308,473.00	13,747,429	38,308,473.00	1,186,147,226	4,868,666.00
2110106	R	Bonificación Especial de Recreación	66,221,767	0.00	16,903,712.00	49,318,055	20,091,666	20,534,131	18,768,594.00	3,216,210	18,768,594.00	28,783,924	442,465.00
2110107	R	Subsidio de alimentación	207,891,327	9,520,970.00	0.00	217,412,297	172,462,455	172,462,455	172,462,455.00	17,086,045	172,462,455.00	44,949,842	0.00
2110108	R	Auxilio de Transporte	309,280,279	26,971,181.00	0.00	336,251,460	266,171,715	266,171,715	266,171,715.00	26,366,830	266,171,715.00	70,079,745	0.00
2110109	R	Indemnización de Vacaciones	100,000,000	0.00	0.00	100,000,000	93,773,821	98,843,722	93,771,715.00	17,763,476	93,771,715.00	1,156,278	5,069,901.00
2110110	R	Otros Servicios Personales Asociados a la Nómina	10,000,000	344,868,849.00	0.00	354,868,849	381,446	381,446	381,446.00	0	381,446.00	354,487,403	0.00
21102	E	SERVICIOS PERSONALES INDIRECTOS	1,834,345,592	4,954,595,561.00	0.00	6,788,941,153	6,076,049,516	6,158,526,895	4,760,884,470.00	530,271,813	4,730,736,527.00	630,414,258	82,477,379.00
2110201	R	Servicios Personales Indirectos-Funcionamiento	834,345,592	4,954,595,561.00	0.00	5,788,941,153	5,076,049,516	5,158,526,895	4,098,485,222.00	426,983,688	4,068,337,279.00	630,414,258	82,477,379.00
2110202	R	Servicios Personales Indirectos-Intervenciones Cole	1,000,000,000	0.00	0.00	1,000,000,000	1,000,000,000	1,000,000,000	662,399,248.00	103,288,125	662,399,248.00	0	0.00
21103	E	CONTRIBUCIONES NOMINA	7,879,044,738	1,669,290,303.00	3,744,725,074.00	5,803,609,967	3,109,489,868	3,115,545,793	3,109,486,265.00	353,453,538	3,109,486,265.00	2,688,064,174	6,055,925.00
2110301	R	Caja de Compensación Familiar	744,941,248	0.00	172,694,537.00	572,246,711	377,093,000	377,093,000	377,093,000.00	40,750,500	377,093,000.00	195,153,711	0.00
2110302	R	Aportes Previsión Social en Salud	1,592,454,226	57,502,790.00	498,218,071.00	1,151,738,945	926,289,015	926,289,015	926,288,315.00	104,829,645	926,288,315.00	225,449,930	0.00
2110303	R	Riesgos Profesionales	265,608,929	0.00	15,165,868.00	250,443,061	173,219,700	173,219,700	173,219,700.00	20,103,100	173,219,700.00	77,223,361	0.00
2110304	R	Aportes Cesantías e intereses a las cesantías	2,042,697,409	1,265,077,610.00	1,685,488,060.00	1,622,286,959	99,334,495	105,390,420	99,331,593.00	16,297,083	99,331,593.00	1,516,896,539	6,055,925.00
2110305	R	Aportes Previsión Social en Pensiones	2,042,697,409	346,709,903.00	897,893,432.00	1,491,513,880	1,062,044,458	1,062,044,458	1,062,044,457.00	120,519,510	1,062,044,457.00	429,469,422	0.00
2110306	R	Servicio Nacional de Aprendizaje SENA	516,258,207	0.00	230,083,902.00	286,174,305	188,636,600	188,636,600	188,636,600.00	20,387,500	188,636,600.00	97,537,705	0.00
2110307	R	Instituto Colombiano de Bienestar Familiar ICBF-	674,387,311	0.00	245,181,204.00	429,206,107	282,872,600	282,872,600	282,872,600.00	30,566,200	282,872,600.00	146,333,507	0.00
21104	R	GASTOS DE PERSONAL-VIGENCIA ANTERIOR	1,200,000,000	688,609,493.00	0.00	1,888,609,493	1,888,609,493	1,888,609,493	1,630,733,353.00	0	1,630,733,353.00	0	0.00
21105	R	VIGENCIAS FUTURAS GASTOS DE PERSONAL	204,000,000	0.00	0.00	204,000,000	204,000,000	204,000,000	202,687,680.00	0	202,687,680.00	0	0.00
21106	R	VIGENCIAS EXPIRADAS GASTOS DE PERSONA	0	10,506,709.00	0.00	10,506,709	8,552,895	8,552,895	8,552,895.00	0	8,552,895.00	1,953,814	0.00
212	E	GASTOS GENERALES	10,311,187,401	3,390,684,951.00	770,493,544.00	12,931,378,808	11,005,143,535	11,690,778,635	7,513,682,955.00	609,263,152	7,347,204,872.00	1,240,600,173	685,635,100.00
21201	E	ADQUISICION DE BIENES	1,103,357,581	723,091,376.00	0.00	1,826,448,959	1,056,254,516	1,342,382,395	726,929,530.00	117,078,387	719,400,753.00	484,066,563	286,127,879.00
2120101	R	Materiales y Suministros	224,720,000	20,000,000.00	0.00	244,720,000	216,418,856	231,036,189	134,807,692.00	18,499,109	133,848,136.00	13,683,811	14,617,333.00
2120102	R	Compra de Equipos	297,080,000	703,091,378.00	0.00	1,000,171,378	313,806,972	531,065,048	264,364,559.00	18,971,119	261,867,573.00	469,106,330	217,258,076.00
2120103	R	Dotación de Personal	282,248,320	0.00	0.00	282,248,320	235,355,640	282,248,320	164,048,667.00	74,650,438	162,103,298.00	0	46,892,660.00
2120104	R	Combustibles y Lubricantes	120,000,000	0.00	0.00	120,000,000	120,000,000	120,000,000	90,908,702.00	4,957,721	90,908,702.00	0	0.00
2120105	R	Ropa Hospitalaria	70,000,000	0.00	0.00	70,000,000	62,650,210	70,000,000	62,650,206.00	0	62,650,206.00	0	7,349,790.00
2120106	R	Impresos	100,000,000	0.00	0.00	100,000,000	100,000,000	100,000,000	2,126,866.00	0	0	0	0.00
2120107	R	Otras adquisiciones de Bienes	9,309,261	0.00	0.00	9,309,261	8,022,838	8,032,838	8,022,838.00	0	8,022,838.00	1,276,423	10,000.00
21202	E	ADQUISICION DE SERVICIOS	7,227,122,752	1,415,784,479.00	682,600,000.00	7,960,307,230	6,820,164,785	7,219,672,007	4,343,163,822.00	492,184,765	4,184,214,516.00	740,635,223	399,507,222.00
2120201	E	Mantenimiento	2,736,663,347	573,678,229.00	201,600,000.00	3,108,741,576	2,606,851,444	2,668,011,694	1,112,481,354.00	140,753,565	1,112,481,354.00	440,729,882	61,160,250.00
212020101	E	Mantenimiento Hospitalario	2,616,480,000	573,678,229.00	201,600,000.00	2,988,558,229	2,486,668,097	2,547,828,347	1,189,294,216.00	113,930,565	1,031,968,354.00	440,729,882	61,160,250.00
21202010101	R	MH. Infraestructura	1,166,163,800	372,078,229.00	150,000,000.00	1,388,242,029	1,168,195,495	1,168,195,495	393,762,288.00	0	347,887,338.00	220,046,534	0.00
21202010102	R	MH. Equipo Biomedico	607,153,323	27,000,000.00	0.00	634,153,323	468,553,092	469,713,342	284,199,811.00	33,079,411	234,214,497.00	164,439,981	1,160,250.00
21202010103	R	MH. Equipo Industrial y de Uso Hospitalario	106,087,001	16,600,000.00	0.00	122,687,001	122,674,680	122,674,680	47,166,403.00	23,052,971	47,166,403.00	12,321	0.00
21202010104	R	MH. Equipo de Comunicaciones y Sistemas	292,990,284	75,000,000.00	0.00	367,990,284	256,679,710	316,679,710	240,447,633.00	17,702,237	205,461,851.00	51,310,574	60,000,000.00
21202010105	R	MH. Equipo de Uso Administrativo	115,956,642	83,000,000.00	15,000,000.00	193,956,642	179,036,170	179,036,170	66,665,709.00	40,085,947	126,665,893.00	4,920,472	0.00
21202010106	E	Vigencias Futuras MH	328,128,950	0.00	36,600,000.00	291,528,950	291,528,950	291,528,950	70,572,373.00	0	70,572,373.00	0	0.00
212020101061	R	VF MH Infraestructura	256,528,950	0.00	0.00	256,528,950	256,528,950	256,528,950	46,528,950.00	0	46,528,950.00	0	0.00
212020101062	R	VF MH Equipo de Comunicaciones y Sistemas	20,000,000	0.00	0.00	20,000,000	20,000,000	20,000,000	19,810,893.00	0	19,810,893.00	0	0.00
212020101063	R	VF MH Equipo Biomedico	27,000,000	0.00	0.00	27,000,000	0	0	0.00	0	0	0	0.00
212020101064	R	VF MH Equipo Industrial y de Uso Hospitalario	16,600,000	0.00	1,600,000.00	15,000,000	15,000,000	15,000,000	4,232,530.00	0	4,232,530.00	0	0.00

Vigencia: 2019 Mes: Octubre Rubros: 2 a 29 Sede: todas Decimales: 0

Fecha de Impresión 22/11/2019

Page 2 of 3

Numeral	Tipo	Descripción	Presupuesto				Compromisos C	Disponibilidades G	Obligaciones	Pagos		Saldo de apropiación por ejecutar L=D-G	Disponibilidades Abiertas L= G-C
			Inicio	Adición Crédito	Reducción ContraCrédito	Definitivo				Del Mes	Total		
212020101065	R	VF MH Equipo de Uso Administrativo	8,000,000	0.00	8,000,000.00	0	0	0	0.00	0	0	0	0.00
212020102	R	Mantenimiento de Otros Bienes	120,183,347	0.00	0.00	120,183,347	120,183,347	120,183,347	80,513,000.00	26,823,000	80,513,000.00	0	0.00
2120202	R	Servicios Públicos	536,986,622	0.00	20,000,000.00	516,986,622	373,336,039	454,797,464	373,335,815.00	39,315,142	373,335,815.00	62,189,158	81,461,425.00
2120203	R	Comunicaciones y Transporte	183,020,111	47,229,889.00	0.00	230,250,000	230,250,000	230,250,000	167,911,017.00	19,017,350	167,911,017.00	0	100,000.00
2120204	R	Arrendamientos	24,688,863	0.00	0.00	24,688,863	13,887,530	14,347,530	10,521,840.00	1,365,230	10,521,840.00	10,341,333	460,000.00
2120205	R	Viáticos y Gastos de viaje	22,472,000	15,000,000.00	0.00	37,472,000	33,644,266	33,644,266	33,644,266.00	0	32,145,823.00	3,827,734	0.00
2120206	R	Publicidad, Impresos y Publicaciones	171,775,968	195,000,000.00	0.00	366,775,968	332,385,474	366,775,968	243,779,486.00	26,061,774	243,779,486.00	0	34,390,494.00
2120207	R	Vigilancia	1,286,774,670	131,124,694.00	200,000,000.00	1,217,899,364	996,463,116	1,217,899,364	775,026,868.00	110,718,124	775,026,868.00	0	221,436,248.00
2120208	R	Seguros	231,969,235	50,000,000.00	24,000,000.00	257,969,235	238,962,773	238,962,773	238,962,773.00	353,645	238,962,773.00	19,006,462	0.00
2120209	R	Capacitación	56,180,000	48,401,300.00	0.00	104,581,300	104,232,860	104,232,860	62,106,860.00	11,114,814	62,106,860.00	348,440	0.00
2120210	R	Bienestar Social	60,180,016	250,000,000.00	0.00	310,180,016	287,325,500	287,325,500	24,992,000.00	0	24,992,000.00	22,854,516	0.00
2120211	R	Salud Ocupacional	16,906,000	47,167.00	0.00	16,953,167	16,610,500	16,610,500	14,238,000.00	1,876,000	14,238,000.00	342,667	0.00
2120212	R	Gestión Ambiental	100,000,000	50,000,000.00	0.00	150,000,000	147,000,000	147,375,046	80,572,025.00	8,229,100	80,572,025.00	2,624,955	375,046.00
2120213	R	Aseo	1,002,834,511	0.00	22,000,000.00	980,834,511	980,000,000	980,000,000	715,454,544.00	98,181,818	715,454,544.00	834,511	0.00
2120214	R	Sistematización	266,511,529	55,303,200.00	0.00	321,814,729	275,245,858	275,245,858	197,674,048.00	29,515,270	197,674,048.00	46,568,871	0.00
2120215	R	Intervenciones Colectivas	250,000,000	0.00	0.00	250,000,000	128,930,000	128,930,000	90,490,000.00	0	90,490,000.00	121,070,000	0.00
2120216	R	Gastos Financieros	2,000,000	0.00	0.00	2,000,000	0	0	0.00	0	0	2,000,000	0.00
2120217	R	Gastos Judiciales y Notariales	1,000,000	0.00	0.00	1,000,000	0	0	0.00	0	0	1,000,000	0.00
2120218	R	Otras adquisiciones de servicios	277,159,880	0.00	215,000,000.00	62,159,880	55,139,425	55,263,185	44,647,063.00	5,682,933	44,522,063.00	6,896,695	123,760.00
21203	E	IMPUESTOS Y MULTAS	102,209,167	0.00	70,000,000.00	32,209,167	16,310,781	16,310,781	16,310,781.00	0	16,310,781.00	15,898,386	0.00
2120301	R	Impuestos y Multas	102,209,167	0.00	70,000,000.00	32,209,167	16,310,781	16,310,781	16,310,781.00	0	16,310,781.00	15,898,386	0.00
21204	R	GASTOS GENERALES-VIGENCIA ANTERIOR	1,584,000,000	1,251,005,845.00	0.00	2,835,005,845	2,835,005,845	2,835,005,845	2,194,078,614.00	0	2,194,078,614.00	0	0.00
21205	E	VIGENCIAS FUTURAS GASTOS GENERALES	294,497,901	0.00	17,893,544.00	276,604,357	276,604,357	276,604,357	232,396,958.00	0	232,396,958.00	0	0.00
2120502	R	VF Combustibles y Lubricantes	10,000,000	0.00	0.00	10,000,000	10,000,000	10,000,000	7,532,459.00	0	7,532,459.00	0	0.00
2120503	R	VF Comunicaciones y Transporte	12,075,000	0.00	12,075,000.00	0	0	0	0.00	0	0	0	0.00
2120504	R	VF Mantenimiento Otros Bienes	6,000,000	0.00	0.00	6,000,000	6,000,000	6,000,000	5,952,000.00	0	5,952,000.00	0	0.00
2120505	R	VF Sistematización	27,879,454	0.00	5,660,000.00	22,199,454	22,199,454	22,199,454	21,854,223.00	0	21,854,223.00	0	0.00
2120506	R	VF Vigilancia	105,882,000	0.00	0.00	105,882,000	105,882,000	105,882,000	105,882,000.00	0	105,882,000.00	0	0.00
2120507	R	VF Aseo	76,585,556	0.00	0.00	76,585,556	76,585,556	76,585,556	76,585,556.00	0	76,585,556.00	0	0.00
2120508	R	VF Seguros	0	0.00	0.00	0	0	0	0.00	0	0	0	0.00
2120509	R	VF Arrendamientos	1,181,891	0.00	0.00	1,181,891	1,181,891	1,181,891	1,165,237.00	0	1,165,237.00	0	0.00
2120510	R	VF Publicidad, Impresos y Publicaciones	6,800,000	0.00	0.00	6,800,000	6,800,000	6,800,000	6,800,000.00	0	6,800,000.00	0	0.00
2120511	R	VF Gestión Ambiental	8,000,000	0.00	0.00	8,000,000	8,000,000	8,000,000	6,578,650.00	0	6,578,650.00	0	0.00
2120512	R	VF Salud Ocupacional	94,000	0.00	47,167.00	46,833	46,833	46,833	46,833.00	0	46,833.00	0	0.00
2120513	R	VF Compra de Equipos	40,000,000	0.00	91,378.00	39,908,623	39,908,623	39,908,623	0.00	0	0	0	0.00
21206	R	VIGENCIAS EXPIRADAS GASTOS GENERALES	0	803,250.00	0.00	803,250	803,250	803,250	803,250.00	0	803,250.00	0	0.00
213	E	TRANSFERENCIAS CORRIENTES	3,109,276,000	939,500,000.00	850,596,084.00	3,198,179,916	2,245,591,149	2,305,591,149	1,823,752,970.00	279,411,890	1,823,752,970.00	892,588,767	60,000,000.00
21301	E	OTRAS TRANSFERENCIAS	2,263,776,000	939,500,000.00	385,000,000.00	2,818,276,000	1,865,687,233	1,925,687,233	1,552,674,564.00	279,411,890	1,552,674,564.00	892,588,767	60,000,000.00
2130101	R	Sentencias y Conciliaciones	825,000,000	600,000,000.00	0.00	1,425,000,000	587,472,440	587,472,440	587,472,440.00	149,753,967	587,472,440.00	837,527,560	0.00
2130102	R	Transferencias Sector Privado	1,288,776,000	287,000,000.00	200,000,000.00	1,375,776,000	1,266,721,239	1,326,721,239	953,708,570.00	129,657,923	953,708,570.00	49,054,761	60,000,000.00
2130103	R	Transferencias Sector Público	150,000,000	52,500,000.00	185,000,000.00	17,500,000	11,493,554	11,493,554	0.00	0	11,493,554.00	6,006,446	0.00
21302	R	TRANSFERENCIAS-VIGENCIA ANTERIOR	700,000,000	0.00	413,096,084.00	286,903,916	286,903,916	286,903,916	187,406,505.00	0	187,406,505.00	0	0.00
21303	R	VIGENCIAS FUTURAS TRANSFERENCIAS CORR	145,500,000	0.00	52,500,000.00	93,000,000	93,000,000	93,000,000	83,671,900.00	0	83,671,900.00	0	0.00
22	E	GASTOS DE OPERACION COMERCIAL Y DE PR	5,559,911,295	1,368,458,349.00	854,831,665.00	6,073,537,979	4,768,152,257	5,008,217,601	3,613,849,959.00	626,631,163	3,605,462,050.00	1,065,320,378	240,065,344.00
221	E	COMPRA DE BIENES PARA LA PRESTACION DE	3,607,146,639	1,358,958,349.00	0.00	4,966,104,988	3,668,362,246	3,901,427,590	2,675,357,798.00	624,122,923	2,666,969,689.00	1,064,677,396	293,065,344.00
22101	R	Productos Farmacéuticos	2,191,020,000	593,697,240.00	0.00	2,784,717,240	1,928,205,626	2,040,041,390	1,337,281,628.00	345,717,736	1,332,215,898.00	744,675,850	111,835,564.00
22102	R	Material médico quirúrgico	570,505,279	70,264,102.00	0.00	640,769,381	475,306,196	491,580,149	344,829,036.00	72,364,479	344,462,915.00	149,189,232	16,273,953.00
22103	R	Material Odontológico	300,000,000	50,000,000.00	0.00	350,000,000	270,609,933	350,000,000	264,181,107.00	87,981,764	261,772,975.00	0	79,190,067.00
22104	R	Material para Laboratorio y otros	545,621,360	644,997,007.00	0.00	1,190,618,367	984,040,291	1,019,806,052	729,066,027.00	118,058,044	728,518,101.00	170,812,315	25,765,761.00
222	E	COMPRA DE SERVICIOS PARA LA VENTA	24,500,000	2,500,000.00	6,320,000.00	20,680,000	20,037,020	20,037,020	13,358,013.00	0	13,358,013.00	642,980	0.00
22201	R	Control de Calidad	24,500,000	2,500,000.00	6,320,000.00	20,680,000	20,037,020	20,037,020	13,358,013.00	0	13,358,013.00	642,980	0.00
223	E	OTROS GASTOS DE OPERACION COMERCIAL	115,784,656	7,000,000.00	0.00	122,784,656	115,784,656	122,784,656	68,476,661.00	2,500,240	68,476,661.00	0	7,000,000.00

Vigencia: 2019 Mes: Octubre Rubros: 2 a 29 Sede: todas Decimales: 0

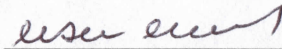
Fecha de impresión 22/11/2019

Page 3 of 3


Numeral	Tipo	Descripción	Presupuesto			Compromisos C	Disponibilidades G	Obligaciones	Pagos		Saldo de apropiación por ejecutar L=D-G	Disponibilidades Abiertas L= G - C	
			Inicio	Adición Crédito	Reducción ContraCrédito				Definitivo	Del Mes			Total
22301	R	Alimentación - Dietas	78,764,656	7,000,000.00	0.00	85,764,656	78,764,656	85,764,656	43,986,838.00	0	43,986,838.00	0	7,000,000.00
22302	R	Otros Gastos de Operación	37,000,000	0.00	0.00	37,000,000	37,000,000	37,000,000	24,188,823.00	2,508,240	24,188,823.00	0	0.00
224	R	COMPRA DE BIENES Y SERVICIOS DE OPERAC	1,795,000,000	0.00	846,011,665.00	948,988,335	948,988,335	948,988,335	848,291,013.00	0	848,291,013.00	0	0.00
225	E	VIGENCIAS FUTURAS GASTOS DE OPERACION	17,500,000	0.00	2,500,000.00	15,000,000	15,000,000	15,000,000	8,667,474.00	0	8,667,474.00	0	0.00
22501	R	VF Dietas	10,000,000	0.00	0.00	10,000,000	10,000,000	10,000,000	6,214,869.00	0	6,214,869.00	0	0.00
22502	R	VF Otros Servicios Gastos de Operación	2,500,000	0.00	0.00	2,500,000	2,500,000	2,500,000	2,452,605.00	0	2,452,605.00	0	0.00
22503	R	VF Control de Calidad	5,000,000	0.00	2,500,000.00	2,500,000	2,500,000	2,500,000	0.00	0	0	0	0.00
23	E	GASTOS DE INVERSION	4,026,735,538	2,768,410,138.00	459,052,386.00	6,336,093,290	6,084,130,800	6,223,311,026	3,213,981,644.00	541,995,935	3,201,145,746.00	112,782,264	139,180,226.00
231	E	PROGRAMAS DE INVERSION	0	2,619,357,752.00	0.00	2,619,357,752	2,456,918,836	2,596,099,062	462,211,322.00	95,555,670	449,375,424.00	23,258,690	139,180,226.00
23101	R	Infraestructura propia del Sector	0	1,518,382,026.00	0.00	1,518,382,026	1,515,205,140	1,515,661,149	63,947,641.00	0	63,947,641.00	2,720,877	456,009.00
23102	R	Dotación de Hospitales, centros y puestos de salud	0	1,100,975,726.00	0.00	1,100,975,726	941,713,696	1,080,437,914	398,263,681.00	95,555,670	385,427,783.00	20,537,812	138,724,218.00
232	R	INVERSION-VIGENCIA ANTERIOR	50,000,000	115,986,786.00	0.00	165,986,786	165,986,786	165,986,786	157,609,525.00	0	157,609,525.00	0	0.00
233	R	VIGENCIAS EXPIRADAS INVERSION	3,976,735,538	0.00	459,052,386.00	3,517,683,152	3,428,159,578	3,428,159,578	2,569,223,197.00	446,440,265	2,569,223,197.00	89,523,574	0.00
234	R	VIGENCIAS FUTURAS INVERSION	0	33,065,600.00	0.00	33,065,600	33,065,600	33,065,600	24,937,600.00	0	24,937,600.00	0	0.00
24	E	DEUDA PUBLICA	751,359,624	0.00	255,000,000.00	496,359,624	486,516,116	486,516,116	486,516,116.00	0	486,516,116.00	9,843,508	0.00
2401	R	Amortizaciones	651,359,624	0.00	175,000,000.00	476,359,624	473,681,565	473,681,565	473,681,565.00	0	473,681,565.00	2,678,059	0.00
2402	R	Intereses, comisiones y gastos financieros	100,000,000	0.00	80,000,000.00	20,000,000	12,834,551	12,834,551	12,834,551.00	0	12,834,551.00	7,165,449	0.00
29	R	DISPONIBILIDAD FINAL	195,511,930	0.00	0.00	195,511,930	0	0	0.00	0	0	195,511,930	0.00



Myriam Ruth Bolaños Delgado
Profesional Universitario Presupuesto



Ana Belen Arteaga Torres
Gerencia




Maria Eugenia Burbano
Subgerente Financiera y Comercial

EMPRESA SOCIAL DEL ESTADO PASTO SALUD ESE NIT 900091143.9
ANALISIS DE RESULTADO DE INDICADORES PRESUPUESTALES OCTUBRE 2019



NOMBRE	VARIABLES	META	FUENTES	DATOS - INDICADOR				ANALISIS RESULTADO
				2019		2018		
RESULTADO EQUILIBRIO PRESUPUESTAL CON RECAUDO	Valor de la ejecucion de ingresos totales recaudados en al vigencia (incluye recaudo de CxC de vigencias anteriores)/ valor de la ejecucion de gastos coprometidos incluyendo CxP de vigencias anteriores.	> ó = 1,00	Ejecucion presupuestal	\$ 54,213,943,940.00	1.16	\$ 47.600.118.837	1.09	Informacion a 31 de OCTUBRE de 2019, el resultado del indicador muestra que el total del recaudo por concepto de ingresos representa el 116% del total de los gastos comprometidos.
				\$ 46,627,456,667.00		\$ 43.905.704.186		
SUPERAVIT O DEFICIT PRESUPUESTAL	Valor de la ejecucion de ingresos totales reconocidos en la vigencia (incluye recaudo de CxC de vigencias anteriores)/ valor de la ejecucion de gastos coprometidos incluyendo CxP de vigencias anteriores.	> ó = 1,00	Ejecucion presupuestal	\$ 61,784,700,278.00	1.33	\$ 47.600.118.837	1.09	Informacion a 31 de OCTUBRE de 2019, el resultado del indicador muestra que para financiar el 100% de los compromisos se cuenta con el 133% en reconocimientos de ingresos a OCTUBRE de 2019.
				\$ 46,627,456,667.00		\$ 43.905.704.186		
% DE EJECUCION DE INGRESOS	Valor de la ejecucion de ingresos totales recaudados de la vigencia (incluye recaudo de CxC de vigencias anteriores)/ valor de la apropiación definitiva de ingresos	100%	Ejecucion presupuestal	\$ 54,213,943,940.00	91%	\$ 47.600.118.837	92%	Informacion a 31 de OCTUBRE de 2019, el resultado del indicador muestra que del total del Presupuesto de ingresos aprobado se ha ejecutado en un 91%.
				\$ 59,771,164,577.00		\$ 52.112.066.402		
% DE EJECUCION DE GASTOS	Valor de la ejecucion de gastos totales comprometidos en la vigencia / valor de la apropiación definitiva de Gastos	100%	Ejecucion presupuestal	\$ 46,627,456,667.00	78%	\$ 43.905.704.186	85%	Informacion a 31 de OCTUBRE de 2019, el resultado del indicador mide el nivel de gastos comprometidos con relación al total del presupuesto que corresponde al 78%.
				\$ 59,771,164,577.00		\$ 52.112.066.402		

San Juan de Pasto, 22 de noviembre de 2019


 MYRIAM RUTH BOLAÑOS DELGADO
 Profesional Universitario Presupuesto