
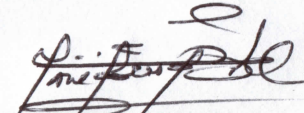


Numeral	Descripción	Presupuesto				Reconocimientos			Recaudos			Saldo de Apropriación por Ejecutar	Saldo por Recaudar	
		Inicio	Traslados		Adición (-) Reducción	Definitivo	Anterior	Del Mes	Total	Anterior	Del Mes			Total
			Créditos	Contracrédito										
01 PASTO SALUD ESE														
1	INGRESOS	52,329,597,926	0	0	14,807,082,847	67,136,680,773	65,677,753,825	10,937,136,602	76,614,890,427	58,105,135,317	10,426,180,393	68,531,315,710	-9,478,209,654	8,083,574,717
10	DISPONIBILIDAD INI	15,181,971,719	0	0	0	15,181,971,719	14,808,888,181	0	14,808,888,181	14,808,888,181	0	14,808,888,181	373,083,538	0
101	DI Destinación Especifi	4,206,838,854	0	0	0	4,206,838,854	4,040,131,739	0	4,040,131,739	4,040,131,739	0	4,040,131,739	166,707,115	0
102	DI Recursos Propios	10,975,132,865	0	0	0	10,975,132,865	10,768,756,442	0	10,768,756,442	10,768,756,442	0	10,768,756,442	206,376,423	0
11	INGRESOS CORRIEN	37,057,372,940	0	0	6,681,845,846	43,739,218,786	49,293,632,750	4,167,056,417	53,460,689,167	41,721,014,242	3,656,100,208	45,377,114,450	-9,721,470,381	8,083,574,717
111	INGRESOS DE EXPLO	35,994,973,815	0	0	6,681,845,846	42,676,819,661	48,273,227,026	4,085,097,345	52,358,324,371	40,757,634,145	3,517,115,509	44,274,749,654	-9,681,504,710	8,083,574,717
1111	VENTA DE SERVICIO	29,121,237,523	0	0	6,681,845,846	35,803,083,369	40,599,428,291	3,953,206,889	44,552,635,180	33,083,835,410	3,385,225,053	36,469,060,463	-8,749,551,811	8,083,574,717
111101	REGIMEN SUBSIDIAD	27,137,516,742	0	0	6,340,590,925	33,478,107,667	39,175,129,277	2,975,292,103	42,150,421,380	32,110,702,659	3,316,135,167	35,426,837,826	-8,672,313,713	6,723,583,554
111102	REGIMEN CONTRIBUT	466,226,214	0	0	0	466,226,214	501,682,540	42,335,512	544,018,052	215,050,238	51,718,318	266,768,556	-77,791,838	277,249,496
111103	ATENCION A LA POBL	0	0	0	0	0	0	0	0	0	0	0	0	0
111104	SOAT - ECAT	83,938,251	0	0	0	83,938,251	105,263,509	7,984,743	113,248,252	67,705,273	5,259,255	72,964,528	-29,310,001	40,283,724
111105	PROMOCION Y PREV	1,316,667,380	0	0	341,254,921	1,657,922,301	608,699,305	901,865,842	1,510,565,147	579,481,738	0	579,481,738	147,357,154	931,083,409
111106	ADRES	8,412,587	0	0	0	8,412,587	70,281,276	9,061,224	79,342,500	0	0	0	-70,929,913	79,342,500
111107	OTRAS ENTIDADES	5,000,000	0	0	0	5,000,000	32,497,785	3,495,153	35,992,938	6,543,267	1,577,954	8,121,221	-30,992,938	27,871,717
111108	OTRAS VENTAS DE S	103,476,349	0	0	0	103,476,349	105,874,599	13,172,312	119,046,911	104,352,235	10,534,359	114,886,594	-15,570,562	4,160,317
1112	CUENTAS POR COBR	6,873,736,292	0	0	0	6,873,736,292	7,673,798,735	131,890,456	7,805,689,191	7,673,798,735	131,890,456	7,805,689,191	-931,952,899	0
112	APORTES NO LIGAD	803,422,826	0	0	0	803,422,826	627,281,897	57,025,627	684,307,524	570,256,270	114,051,254	684,307,524	119,115,302	0
113	OTROS INGRESOS C	258,976,299	0	0	0	258,976,299	393,123,827	24,933,445	418,057,272	393,123,827	24,933,445	418,057,272	-159,080,973	0
12	RECURSOS DE CAPI	90,253,267	0	0	8,125,237,001	8,215,490,268	1,575,232,894	6,770,080,185	8,345,313,079	1,575,232,894	6,770,080,185	8,345,313,079	-129,822,811	0
1201	APORTES DE CAPIT	0	0	0	8,125,237,001	8,125,237,001	1,088,855,098	6,722,000,000	7,810,855,098	1,088,855,098	6,722,000,000	7,810,855,098	314,381,903	0
1202	RENDIMIENTOS FIN	69,786,643	0	0	0	69,786,643	465,911,172	48,080,185	513,991,357	465,911,172	48,080,185	513,991,357	-444,204,714	0
1203	OTROS RECURSOS D	20,466,624	0	0	0	20,466,624	20,466,624	0	20,466,624	20,466,624	0	20,466,624	0	0
	Total	52,329,597,926	0	0	14,807,082,847	67,136,680,773	65,677,753,825	10,937,136,602	76,614,890,427	58,105,135,317	10,426,180,393	68,531,315,710	-9,478,209,654	8,083,574,717


 Myriam Ruth Bolaños Delgado
 Profesional Universitario Presupuesto



 Mario Fernando Bravo Cabrera
 Subgerente Financiera y Comercial

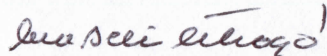

 Ana Belen Arteaga Torres
 Gerencia


Numeral	Tipo	Descripción	Presupuesto				Compromisos C	Disponibilidades G	Obligaciones	Pagos		Saldo de apropiación por ejecutar L=D - G	Disponibilidades Abiertas L= G - C
			Inicio	Adición Crédito	Reducción ContraCrédito	Definitivo				Del Mes	Total		
01	PASTO SALUD ESE												
2	E	GASTOS	52,329,597,926	24,373,708,195.00	9,566,625,348.00	67,136,680,773	53,599,911,220	53,599,911,220	49,076,204,397.00	7,540,599,068	48,977,509,739.00	13,536,769,553	0.00
21	E	GASTOS DE FUNCIONAMIENTO	41,796,079,539	13,125,864,518.00	7,911,027,382.00	47,010,916,675	41,677,858,099	41,677,858,099	38,575,255,068.00	5,655,557,037	38,488,078,684.00	5,333,058,576	0.00
211	E	GASTOS DE PERSONAL	28,375,616,138	8,086,616,467.00	6,238,137,754.00	30,224,094,851	27,111,190,229	27,111,190,229	25,954,170,150.00	3,363,460,933	25,954,170,150.00	3,112,904,622	0.00
21101	E	SERVICIOS PERSONALES ASOCIADOS A LA NO	17,258,225,808	526,346,770.00	2,355,136,870.00	15,429,435,708	14,430,858,022	14,430,858,022	14,160,221,154.00	2,254,569,596	14,160,221,154.00	988,577,685	0.00
2110101	R	Sueldos	13,306,520,370	0.00	1,568,490,793.00	11,738,029,577	11,523,631,678	11,523,631,678.00	986,927,398	11,523,631,678.00	214,397,899	0.00	0.00
2110102	R	Bonificación Servicios Prestados	401,563,205	15,000,000.00	10,015,993.00	406,547,212	406,547,212	344,967,570	344,967,570.00	7,285,021	344,967,570.00	61,579,642	0.00
2110103	R	Prima de Servicios	1,069,887,739	0.00	516,489,739.00	553,398,000	462,702,094	462,702,094	192,065,226.00	1,387,291	192,065,226.00	90,695,906	0.00
2110104	R	Prima de Vacaciones	579,522,526	10,000,000.00	23,236,633.00	566,285,893	353,224,990	353,224,990	353,224,990.00	180,751,141	353,224,990.00	213,060,903	0.00
2110105	R	Prima de Navidad	1,207,338,595	21,985,770.00	0.00	1,229,324,365	1,060,820,272	1,060,820,272	1,060,820,272.00	1,009,325,906	1,060,820,272.00	168,504,093	0.00
2110106	R	Bonificación Especial de Recreación	66,221,767	18,000,000.00	16,903,712.00	67,318,055	43,616,787	43,616,787.00	21,108,924	43,616,787.00	23,701,268	0.00	0.00
2110107	R	Subsidio de alimentación	207,891,327	9,520,970.00	0.00	217,412,297	203,142,735	203,142,735.00	13,617,285	203,142,735.00	14,269,562	0.00	0.00
2110108	R	Auxilio de Transporte	309,280,279	26,971,181.00	0.00	336,251,460	313,516,820	313,516,820.00	21,013,855	313,516,820.00	22,734,640	0.00	0.00
2110109	R	Indemnización de Vacaciones	100,000,000	80,000,000.00	0.00	180,000,000	124,853,630	124,853,630.00	13,152,775	124,853,630.00	55,146,370	0.00	0.00
2110110	R	Otros Servicios Personales Asociados a la Nómina	10,000,000	344,868,849.00	220,000,000.00	134,868,849	381,446	381,446	381,446.00	0	381,446.00	134,487,403	0.00
21102	E	SERVICIOS PERSONALES INDIRECTOS	1,834,345,592	5,096,863,192.00	138,275,810.00	6,792,932,974	6,701,978,547	6,701,978,547	6,043,387,325.00	721,440,557	6,043,387,325.00	90,954,427	0.00
2110201	R	Servicios Personales Indirectos-Funcionamiento	834,345,592	4,954,595,561.00	138,275,810.00	5,650,665,343	5,559,710,916	5,559,710,916	5,134,668,169.00	579,695,979	5,134,668,169.00	90,954,427	0.00
2110202	R	Servicios Personales Indirectos-Intervenciones Cole	1,000,000,000	142,267,631.00	0.00	1,142,267,631	1,142,267,631	1,142,267,631	908,719,156.00	141,744,578	908,719,156.00	0	0.00
21103	E	CONTRIBUCIONES NOMINA	7,879,044,738	1,764,290,303.00	3,744,725,074.00	5,898,609,967	3,996,511,375	3,996,511,375	3,896,511,375.00	375,374,412	3,896,511,375.00	1,902,098,592	0.00
2110301	R	Caja de Compensación Familiar	744,941,248	0.00	172,694,537.00	572,246,711	470,868,400	470,868,400	470,868,400.00	44,857,400	470,868,400.00	101,378,311	0.00
2110302	R	Aportes Previsión Social en Salud	1,592,454,226	142,502,790.00	498,218,071.00	1,236,738,945	1,160,278,128	1,160,278,128	1,160,278,128.00	114,582,465	1,160,278,128.00	76,460,817	0.00
2110303	R	Riesgos Profesionales	265,608,929	0.00	15,165,868.00	250,443,061	218,507,400	218,507,400.00	21,168,600	218,507,400.00	31,935,661	0.00	0.00
2110304	R	Aportes Cesantías e intereses a las cesantías	2,042,697,409	1,275,077,610.00	1,685,488,060.00	1,632,286,959	224,672,975	224,672,975	124,672,975.00	9,537,210	124,672,975.00	1,407,613,984	0.00
2110305	R	Aportes Previsión Social en Pensiones	2,042,697,409	346,709,903.00	897,893,432.00	1,491,513,880	1,333,418,372	1,333,418,372	1,333,418,372.00	129,148,637	1,333,418,372.00	158,095,508	0.00
2110306	R	Servicio Nacional de Aprendizaje SENA	516,258,207	0.00	230,083,902.00	286,174,305	235,551,200	235,551,200	235,551,200.00	22,438,700	235,551,200.00	50,623,105	0.00
2110307	R	Instituto Colombiano de Bienestar Familiar ICBF-	674,387,311	0.00	245,181,204.00	429,206,107	353,214,900	353,214,900	353,214,900.00	33,641,400	353,214,900.00	75,991,207	0.00
21104	R	GASTOS DE PERSONAL-VIGENCIA ANTERIOR	1,200,000,000	688,609,493.00	0.00	1,888,609,493	1,770,601,710	1,770,601,710	1,642,809,721.00	12,076,368	1,642,809,721.00	118,007,783	0.00
21105	R	VIGENCIAS FUTURAS GASTOS DE PERSONAL	204,000,000	0.00	0.00	204,000,000	202,687,680	202,687,680	202,687,680.00	0	202,687,680.00	1,312,320	0.00
21106	R	VIGENCIAS EXPIRADAS GASTOS DE PERSONA	0	10,506,709.00	0.00	10,506,709	8,552,895	8,552,895	8,552,895.00	0	8,552,895.00	1,953,814	0.00
212	E	GASTOS GENERALES	10,311,187,401	4,099,748,051.00	822,293,544.00	13,588,641,908	11,674,946,634	11,674,946,634	9,897,451,218.00	1,510,713,477	9,810,274,834.00	1,913,695,274	0.00
21201	E	ADQUISICION DE BIENES	1,103,357,561	603,091,378.00	0.00	1,906,448,939	1,619,070,069	1,619,070,069	955,676,921.00	126,335,390	955,676,921.00	287,378,890	0.00
2120101	R	Materiales y Suministros	224,720,000	20,000,000.00	0.00	244,720,000	221,768,798	221,768,798	215,421,439.00	56,399,988	215,421,439.00	22,951,202	0.00
2120102	R	Compra de Equipos	297,080,000	783,091,378.00	0.00	1,080,171,378	857,231,307	857,231,307	366,962,240.00	60,737,651	366,962,240.00	222,940,070	0.00
2120103	R	Dotación de Personal	282,248,320	0.00	0.00	282,248,320	249,396,920	249,396,920	166,420,241.00	4,316,943	166,420,241.00	32,851,400	0.00
2120104	R	Combustibles y Lubricantes	120,000,000	0.00	0.00	120,000,000	120,000,000	120,000,000	90,908,702.00	0	90,908,702.00	0	0.00
2120105	R	Ropa Hospitalaria	70,000,000	0.00	0.00	70,000,000	62,650,206	62,650,206	62,650,206.00	0	62,650,206.00	7,349,794	0.00
2120106	R	Impresos	100,000,000	0.00	0.00	100,000,000	100,000,000	100,000,000	45,291,255.00	4,880,808	45,291,255.00	0	0.00
2120107	R	Otras adquisiciones de Bienes	9,309,261	0.00	0.00	9,309,261	8,022,838	8,022,838	8,022,838.00	0	8,022,838.00	1,286,424	0.00
21202	E	ADQUISICION DE SERVICIOS	7,227,122,752	2,044,847,579.00	724,400,000.00	8,547,570,330	7,423,551,798	7,423,551,798	6,388,443,562.00	1,274,636,954	6,301,267,178.00	1,124,018,532	0.00
2120201	E	Mantenimiento	2,736,663,347	941,954,039.00	201,600,000.00	3,477,017,386	2,687,587,984	2,687,587,984	2,085,727,979.00	425,605,753	1,998,551,595.00	789,429,402	0.00
212020101	E	Mantenimiento Hospitalario	2,616,480,000	941,954,039.00	201,600,000.00	3,356,834,039	2,567,404,637	2,567,404,637	1,978,459,979.00	402,590,753	1,891,283,595.00	789,429,402	0.00
21202010101	R	MH. Infraestructura	1,166,163,800	710,354,039.00	150,000,000.00	1,726,517,839	1,387,699,505	1,387,699,505	1,027,389,997.00	269,173,895	1,027,389,997.00	338,818,334	0.00
21202010102	R	MH. Equipo Biomedico	607,153,323	27,000,000.00	0.00	634,153,323	468,553,092	468,553,092	356,518,560.00	52,815,222	306,533,236.00	165,600,231	0.00
21202010103	R	MH. Equipo Industrial y de Uso Hospitalario	106,067,001	16,600,000.00	0.00	122,667,001	122,674,680	122,674,680	78,986,011.00	19,402,614	78,986,011.00	12,321	0.00
21202010104	R	MH. Equipo de Comunicaciones y Sistemas	292,990,284	75,000,000.00	0.00	367,990,284	316,679,710	316,679,710	263,491,435.00	47,318,330	252,780,181.00	51,310,574	0.00
21202010105	R	MH. Equipo de Uso Administrativo	115,956,642	113,000,000.00	15,000,000.00	213,956,642	201,036,170	201,036,170	181,312,506.00	13,691,586	154,832,690.00	12,920,472	0.00
21202010106	E	Vigencias Futuras MH	328,128,950	0.00	36,600,000.00	291,528,950	70,761,480	70,761,480	70,761,480.00	189,107	70,761,480.00	220,767,470	0.00
212020101061	R	VF MH Infraestructura	256,528,950	0.00	0.00	256,528,950	46,528,950	46,528,950	46,528,950.00	0	46,528,950.00	210,000,000	0.00
212020101062	R	VF MH Equipo de Comunicaciones y Sistemas	20,000,000	0.00	0.00	20,000,000	20,000,000	20,000,000	20,000,000.00	189,107	20,000,000.00	0	0.00
212020101063	R	VF MH Equipo Biomedico	27,000,000	0.00	27,000,000.00	0	0	0	0.00	0	0	0	0.00
212020101064	R	VF MH Equipo Industrial y de Uso Hospitalario	16,600,000	0.00	1,600,000.00	15,000,000	4,232,530	4,232,530	4,232,530.00	0	4,232,530.00	10,767,470	0.00

Numeral	Tipo	Descripción	Presupuesto				Compromisos C	Disponibilidades G	Obligaciones	Pagos		Saldo de apropiación por ejecutar L=D - G	Disponibilidades Abiertas L= G - C
			Inicio	Adición Crédito	Reducción ContraCrédito	Definitivo				Del Mes	Total		
212020101065	R	VF MH Equipo de Uso Administrativo	8,000,000	0.00	8,000,000.00	0	0	0	0.00	0	0	0	0.00
212020102	R	Mantenimiento de Otros Bienes	120,183,347	0.00	0.00	120,183,347	120,183,347	120,183,347	107,268,000.00	23,015,000	107,268,000.00	0	0.00
2120202	R	Servicios Públicos	536,986,622	0.00	60,000,000.00	476,986,622	453,089,871	453,089,871	453,089,871.00	40,923,110	453,089,871.00	23,896,751	0.00
2120203	R	Comunicaciones y Transporte	183,020,111	47,229,889.00	0.00	230,250,000	225,351,900	225,351,900	206,311,567.00	19,121,900	206,311,567.00	4,898,100	0.00
2120204	R	Arrendamientos	24,688,863	0.00	0.00	24,688,863	14,617,530	14,617,530	13,252,300.00	1,537,070	13,252,300.00	10,071,333	0.00
2120205	R	Viáticos y Gastos de viaje	22,472,000	25,000,000.00	0.00	47,472,000	33,644,266	33,644,266	33,644,266.00	1,498,443	33,644,266.00	13,827,734	0.00
2120206	R	Publicidad, Impresos y Publicaciones	171,775,968	210,000,000.00	0.00	381,775,968	379,732,897	379,732,897	323,337,171.00	73,139,794	323,337,171.00	2,043,071	0.00
2120207	R	Vigilancia	1,286,774,670	131,124,694.00	200,000,000.00	1,217,899,364	1,217,899,364	1,217,899,364	1,107,181,240.00	221,436,248	1,107,181,240.00	0	0.00
2120208	R	Seguros	231,969,235	50,000,000.00	24,000,000.00	257,969,235	239,480,221	239,480,221	239,480,221.00	517,448	239,480,221.00	18,489,014	0.00
2120209	R	Capacitación	56,180,000	83,401,300.00	0.00	139,581,300	117,442,860	117,442,860	117,442,860.00	13,100,000	117,442,860.00	22,138,440	0.00
2120210	R	Bienestar Social	60,180,016	250,000,000.00	0.00	310,180,016	291,885,500	291,885,500	287,885,500.00	262,893,500	287,885,500.00	18,294,516	0.00
2120211	R	Salud Ocupacional	16,906,000	1,647,167.00	0.00	18,753,167	18,410,500	18,410,500	15,698,000.00	310,000	15,698,000.00	342,667	0.00
2120212	R	Gestión Ambiental	100,000,000	50,000,000.00	0.00	150,000,000	147,000,000	147,000,000	120,228,770.00	15,156,745	120,228,770.00	3,000,000	0.00
2120213	R	Aseo	1,002,834,511	0.00	22,000,000.00	980,834,511	980,000,000	980,000,000	891,818,180.00	88,181,818	891,818,180.00	834,511	0.00
2120214	R	Sistematización	266,511,529	55,303,200.00	0.00	321,814,729	275,245,858	275,245,858	250,088,588.00	26,207,270	250,088,588.00	46,568,871	0.00
2120215	R	Intervenciones Colectivas	250,000,000	198,987,290.00	0.00	448,987,290	286,708,790	286,708,790	188,402,790.00	78,986,790	188,402,790.00	162,278,500	0.00
2120216	R	Gastos Financieros	2,000,000	0.00	0.00	2,000,000	0	0	0.00	0	0	2,000,000	0.00
2120217	R	Gastos Judiciales y Notariales	1,000,000	0.00	0.00	1,000,000	0	0	0.00	0	0	1,000,000	0.00
2120218	R	Otras adquisiciones de servicios	277,159,880	0.00	216,800,000.00	60,359,880	55,454,258	55,454,258	54,854,258.00	6,021,065	54,854,258.00	4,905,622	0.00
21203	E	IMPUESTOS Y MULTAS	102,209,167	0.00	80,000,000.00	22,209,167	20,888,861	20,888,861	20,888,861.00	4,578,080	20,888,861.00	1,320,306	0.00
2120301	R	Impuestos y Multas	102,209,167	0.00	80,000,000.00	22,209,167	20,888,861	20,888,861	20,888,861.00	4,578,080	20,888,861.00	1,320,306	0.00
21204	R	GASTOS GENERALES-VIGENCIA ANTERIOR	1,584,000,000	1,251,005,845.00	0.00	2,835,005,845	2,338,327,076	2,338,327,076	2,259,333,044.00	65,254,430	2,259,333,044.00	496,678,769	0.00
21205	E	VIGENCIAS FUTURAS GASTOS GENERALES	294,497,901	0.00	17,893,544.00	276,604,357	272,305,580	272,305,580	272,305,580.00	39,908,623	272,305,580.00	4,298,777	0.00
2120502	R	VF Combustibles y Lubricantes	10,000,000	0.00	0.00	10,000,000	7,532,459	7,532,459	7,532,459.00	0	7,532,459.00	2,467,541	0.00
2120503	R	VF Comunicaciones y Transporte	12,075,000	0.00	12,075,000.00	0	0	0	0.00	0	0	0	0.00
2120504	R	VF Mantenimiento Otros Bienes	6,000,000	0.00	0.00	6,000,000	5,952,000	5,952,000	5,952,000.00	0	5,952,000.00	48,000	0.00
2120505	R	VF Sistematización	27,879,454	0.00	5,680,000.00	22,199,454	21,854,223	21,854,223	21,854,223.00	0	21,854,223.00	345,231	0.00
2120506	R	VF Vigilancia	105,882,000	0.00	0.00	105,882,000	105,882,000	105,882,000	105,882,000.00	0	105,882,000.00	0	0.00
2120507	R	VF Aseo	76,585,556	0.00	0.00	76,585,556	76,585,556	76,585,556	76,585,556.00	0	76,585,556.00	0	0.00
2120508	R	VF Seguros	0	0.00	0.00	0	0	0	0.00	0	0	0	0.00
2120509	R	VF Arrendamientos	1,181,891	0.00	0.00	1,181,891	1,165,237	1,165,237	1,165,237.00	0	1,165,237.00	16,654	0.00
2120510	R	VF Publicidad, Impresos y Publicaciones	6,800,000	0.00	0.00	6,800,000	6,800,000	6,800,000	6,800,000.00	0	6,800,000.00	0	0.00
2120511	R	VF Gestión Ambiental	8,000,000	0.00	0.00	8,000,000	6,578,650	6,578,650	6,578,650.00	0	6,578,650.00	1,421,350	0.00
2120512	R	VF Salud Ocupacional	94,000	0.00	47,167.00	46,833	46,833	46,833	46,833.00	0	46,833.00	0	0.00
2120513	R	VF Compra de Equipos	40,000,000	0.00	91,378.00	39,908,623	39,908,623	39,908,623	39,908,623.00	39,908,623	39,908,623.00	0	0.00
21206	R	VIGENCIAS EXPIRADAS GASTOS GENERALES	0	803,250.00	0.00	803,250	803,250	803,250	803,250.00	0	803,250.00	0	0.00
213	E	TRANSFERENCIAS CORRIENTES	3,109,276,000	939,500,000.00	850,596,084.00	3,198,179,916	2,891,721,235	2,891,721,235	2,723,633,700.00	781,382,627	2,723,633,700.00	306,458,681	0.00
21301	E	OTRAS TRANSFERENCIAS	2,263,776,000	939,500,000.00	385,000,000.00	2,818,276,000	2,611,274,446	2,611,274,446	2,452,555,295.00	781,382,627	2,452,555,295.00	207,001,554	0.00
2130101	R	Sentencias y Conciliaciones	825,000,000	600,000,000.00	0.00	1,425,000,000	1,249,024,962	1,249,024,962	1,249,024,962.00	661,552,521	1,249,024,962.00	175,975,038	0.00
2130102	R	Transferencias Sector Privado	1,288,776,000	287,000,000.00	200,000,000.00	1,375,776,000	1,350,755,930	1,350,755,930	1,192,036,779.00	119,830,106	1,192,036,779.00	25,020,070	0.00
2130103	R	Transferencias Sector Público	150,000,000	52,500,000.00	185,000,000.00	17,500,000	11,493,554	11,493,554	11,493,554.00	0	11,493,554.00	6,006,446	0.00
21302	R	TRANSFERENCIAS-VIGENCIA ANTERIOR	700,000,000	0.00	413,096,084.00	286,903,916	196,774,890	196,774,890	187,406,505.00	0	187,406,505.00	90,129,026	0.00
21303	R	VIGENCIAS FUTURAS TRANSFERENCIAS CORR	145,500,000	0.00	52,500,000.00	93,000,000	83,671,900	83,671,900	83,671,900.00	0	83,671,900.00	9,328,100	0.00
22	E	GASTOS DE OPERACION COMERCIAL Y DE PR	5,559,911,295	1,368,458,349.00	854,831,665.00	6,073,537,979	4,992,924,949	4,992,924,949	4,765,555,390.00	835,761,606	4,764,537,117.00	1,080,613,030	0.00
221	E	COMPRA DE BIENES PARA LA PRESTACION DE	3,607,146,639	1,358,958,349.00	0.00	4,966,104,988	3,938,733,130	3,938,733,130	3,770,441,477.00	803,221,601	3,769,423,203.00	1,027,371,858	0.00
22101	R	Productos Farmacéuticos	2,191,020,000	593,697,240.00	0.00	2,784,717,240	1,970,450,624	1,970,450,624	1,951,357,379.00	403,562,086	1,951,357,379.00	814,266,616	0.00
22102	R	Material médico quirúrgico	570,805,279	70,264,132.00	0.00	640,769,381	484,782,455	484,782,455	481,070,854.00	119,308,808	481,070,854.00	155,986,926	0.00
22103	R	Material Ocootológico	300,000,000	50,000,000.00	0.00	350,000,000	339,318,204	339,318,204	339,318,204.00	72,227,471	338,299,930.00	10,681,796	0.00
22104	R	Material para Laboratorio y otros	545,621,360	644,997,007.00	0.00	1,190,618,367	1,144,181,847	1,144,181,847	998,695,040.00	208,123,237	998,695,040.00	46,436,520	0.00
222	E	COMPRA DE SERVICIOS PARA LA VENTA	24,500,000	2,500,000.00	6,320,000.00	20,680,000	20,037,020	20,037,020	20,037,020.00	6,679,007	20,037,020.00	642,980	0.00
22201	R	Control de Calidad	24,500,000	2,500,000.00	6,320,000.00	20,680,000	20,037,020	20,037,020	20,037,020.00	6,679,007	20,037,020.00	642,980	0.00
223	E	OTROS GASTOS DE OPERACION COMERCIAL	115,764,656	7,009,000.00	0.00	122,764,656	122,764,656	122,764,656	95,034,388.00	2,776,980	95,034,388.00	0	0.00

Numeral	Tipo	Descripción	Presupuesto				Compromisos C	Disponibilidades G	Obligaciones	Pagos		Saldo de apropiación por ejecutar L=D - G	Disponibilidades Abiertas L= G - C
			Inicio	Adición Crédito	Reducción ContraCrédito	Definitivo				Del Mes	Total		
22301	R	Alimentación - Dietas	78,764,656	7,000,000.00	0.00	85,764,656	85,764,656	85,764,656	64,073,069.00	0	64,073,069.00	0	0.00
22302	R	Otros Gastos de Operación	37,000,000	0.00	0.00	37,000,000	37,000,000	37,000,000	30,961,320.00	2,776,980	30,961,320.00	0	0.00
224	R	COMPRA DE BIENES Y SERVICIOS DE OPERAC	1,795,000,000	0.00	846,011,665.00	948,988,335	900,222,669	900,222,669	868,875,031.00	20,584,018	868,875,031.00	48,765,666	0.00
225	E	VIGENCIAS FUTURAS GASTOS DE OPERACION	17,500,000	0.00	2,500,000.00	15,000,000	11,167,474	11,167,474	11,167,474.00	2,500,000	11,167,474.00	3,832,526	0.00
22501	R	VF Dietas	10,000,000	0.00	0.00	10,000,000	6,214,869	6,214,869	6,214,869.00	0	6,214,869.00	3,785,131	0.00
22502	R	VF Otros Servicios Gastos de Operación	2,500,000	0.00	0.00	2,500,000	2,452,605	2,452,605	2,452,605.00	0	2,452,605.00	47,395	0.00
22503	R	VF Control de Calidad	5,000,000	0.00	2,500,000.00	2,500,000	2,500,000	2,500,000	2,500,000.00	2,500,000	2,500,000.00	0	0.00
23	E	GASTOS DE INVERSION	4,026,735,538	9,879,385,328.00	545,766,301.00	13,360,354,565	6,442,612,056	6,442,612,056	5,248,877,822.00	1,049,280,425	5,238,377,822.00	6,917,742,509	0.00
231	E	PROGRAMAS DE INVERSION	0	9,730,332,942.00	0.00	9,730,332,942	2,828,689,746	2,828,689,746	1,643,332,774.00	708,222,837	1,632,832,774.00	6,901,643,196	0.00
23101	R	Infraestructura propia del Sector	0	8,327,095,941.00	0.00	8,327,095,941	1,601,919,054	1,601,919,054	827,860,889.00	338,885,146	827,860,889.00	6,725,176,887	0.00
23102	R	Dotación de Hospitales, centros y puestos de salud	0	1,403,237,001.00	0.00	1,403,237,001	1,226,770,692	1,226,770,692	815,471,884.00	369,337,691	804,971,884.00	176,466,309	0.00
232	R	INVERSION-VIGENCIA ANTERIOR	50,000,000	115,986,786.00	0.00	165,986,786	165,986,786	165,986,786	157,609,525.00	0	157,609,525.00	0	0.00
233	R	VIGENCIAS EXPIRADAS INVERSION	3,976,735,538	0.00	545,766,301.00	3,430,969,237	3,414,869,924	3,414,869,924	3,414,869,924.00	332,929,588	3,414,869,924.00	16,099,313	0.00
234	R	VIGENCIAS FUTURAS INVERSION	0	33,065,600.00	0.00	33,065,600	33,065,600	33,065,600	33,065,600.00	8,128,000	33,065,600.00	0	0.00
24	E	DEUDA PUBLICA	751,359,624	0.00	255,000,000.00	496,359,624	486,516,116	486,516,116	486,516,116.00	0	486,516,116.00	9,843,508	0.00
2401	R	Amortizaciones	651,359,624	0.00	175,000,000.00	476,359,624	473,681,565	473,681,565	473,681,565.00	0	473,681,565.00	2,678,059	0.00
2402	R	Intereses, comisiones y gastos financieros	100,000,000	0.00	80,000,000.00	20,000,000	12,834,551	12,834,551	12,834,551.00	0	12,834,551.00	7,165,449	0.00
29	R	DISPONIBILIDAD FINAL	195,511,930	0.00	0.00	195,511,930	0	0	0.00	0	0	195,511,930	0.00


 Myriam Ruth Bolaños Delgado
 Profesional Universitario Presupuesto


 Ana Belen Arteaga Torres
 Gerencia

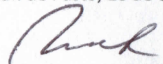

 Mario Fernando Bravo Cabrera
 Subgerente Financiera y Comercial

EMPRESA SOCIAL DEL ESTADO PASTO SALUD ESE NIT 900091143.9
ANALISIS DE RESULTADO DE INDICADORES PRESUPUESTALES DICIEMBRE 2019



NOMBRE	VARIABLES	META	FUENTES	DATOS - INDICADOR				ANALISIS RESULTADO
				2019		2018		
RESULTADO EQUILIBRIO PRESUPUESTAL CON RECAUDO	Valor de la ejecucion de ingresos totales recaudados en al vigencia (incluye recaudo de CxC de vigencias anteriores)/ valor de la ejecucion de gastos coprometidos incluyendo CxP de vigencias anteriores.	> ó = 1,00	Ejecucion presupuestal	\$ 68,531,315,710.00	1.28	\$ 54,529,755,613.00	1.13	Informacion a 31 de DICIEMBRE de 2019, el resultado del indicador muestra que el total del recaudo por concepto de ingresos representa el 128% del total de los gastos comprometidos.
				\$ 53,599,911,220.00		\$ 50,039,248,941.00		
SUPERAVIT O DEFICIT PRESUPUESTAL	Valor de la ejecucion de ingresos totales reconocidos en la vigencia (incluye recaudo de CxC de vigencias anteriores)/ valor de la ejecucion de gastos coprometidos incluyendo CxP de vigencias anteriores.	> ó = 1,00	Ejecucion presupuestal	\$ 76,614,890,427.00	1.43	\$ 54,529,755,613.00	1.13	Informacion a 31 de DICIEMBRE de 2019, el resultado del indicador muestra que para financiar el 100% de los compromisos se cuenta con el 143% en reconocimientos de ingresos a DICIEMBRE de 2019.
				\$ 53,599,911,220.00		\$ 50,039,248,941.00		
% DE EJECUCION DE INGRESOS	Valor de la ejecucion de ingresos totales recaudados de la vigencia (incluye recaudo de CxC de vigencias anteriores)/ valor de la apropiación definitiva de ingresos	100%	Ejecucion presupuestal	\$ 68,531,315,710.00	102%	\$ 54,529,755,613.00	99%	Informacion a 31 de DICIEMBRE de 2019, el resultado del indicador muestra que del total del Presupuesto de ingresos aprobado se ha ejecutado un 102%.
				\$ 67,136,680,773.00		\$ 52,438,066,402.00		
% DE EJECUCION DE GASTOS	Valor de la ejecucion de gastos totales comprometidos en la vigencia / valor de la apropiación definitiva de Gastos	100%	Ejecucion presupuestal	\$ 53,599,911,220.00	80%	\$ 50,039,248,941.00	88%	Informacion a 31 de DICIEMBRE de 2019, el resultado del indicador mide el nivel de gastos comprometidos con relación al total del presupuesto aprobado que corresponde a un 80%.
				\$ 67,136,680,773.00		\$ 52,438,066,402.00		

San Juan de Pasto, 28 de enero de 2020


 MYRIAM RUTH BOLAÑOS DELGADO
 Profesional Universitario Presupuesto