


Numeral	Descripción	Presupuesto				Reconocimientos			Recaudos			Saldo de Apropriación por Ejecutar	Saldo por Recaudar	
		Inicio	Trabajos		Adición (-) Reducción	Definitivo	Anterior	Del Mes	Total	Anterior	Del Mes			Total
			Créditos	Contracrédito										

01 PASTO SALUD ESE

1	INGRESOS	69,712,766,363	4,463,144,890	4,463,144,890	-5,876,955,837	63,835,830,546	66,623,844,139	4,297,021,832	70,920,865,971	59,123,776,485	3,428,387,931	62,552,164,416	-7,035,035,425	8,368,701,555
10	DISPONIBILIDAD INI	27,273,344,314	0	4,403,144,890	-2,726,736,896	20,008,462,528	20,088,462,527	0	20,088,462,527	20,088,462,527	0	20,088,462,527	0	0
101	DI Destinación Especifi	10,376,559,216	0	2,650,109,119	0	7,726,460,097	7,726,460,096	0	7,726,460,096	7,726,460,096	0	7,726,460,096	0	0
102	DI Recursos Propios	16,901,775,098	0	1,813,035,771	-2,726,736,896	12,362,002,431	12,362,002,431	0	12,362,002,431	12,362,002,431	0	12,362,002,431	0	0
11	INGRESOS CORRIEN	39,096,829,401	1,310,836,949	0	0	40,377,655,358	44,107,848,383	4,271,510,391	48,379,458,774	36,507,880,729	3,402,578,490	40,010,757,219	-8,001,702,416	8,368,701,555
111	INGRESOS DE EXPLO	38,800,083,819	626,528,949	0	0	39,426,612,768	43,126,467,312	4,147,389,625	47,273,556,937	35,854,502,166	3,362,056,751	39,216,558,917	-7,848,944,169	8,056,998,020
1111	VENTA DE SERVICIO	31,614,028,505	0	0	0	31,614,028,505	35,152,896,580	4,099,034,703	39,251,961,283	27,880,931,434	3,314,031,829	31,194,963,263	-7,837,952,775	8,056,998,020
111101	REGIMEN SUBSIDIAD	28,659,656,282	0	0	0	28,659,656,282	33,397,440,812	3,898,817,138	37,296,257,750	26,855,135,346	3,247,488,181	30,102,623,527	-8,636,801,458	7,193,634,223
111102	REGIMEN CONTRIBUT	494,193,787	0	0	0	494,193,787	839,452,704	138,668,490	978,121,194	287,712,930	14,223,792	301,936,722	-483,921,407	676,184,472
111103	ATENCION A LA POBL	851,628,195	0	0	0	851,628,195	0	0	0	0	0	0	851,628,195	0
111104	SOAT - ECAT	88,974,546	0	0	0	88,974,546	63,307,057	9,700,646	73,007,703	33,334,268	5,709,218	39,043,486	15,936,843	33,964,217
111105	PROMOCION Y PREV	1,395,667,423	0	0	0	1,395,667,423	474,568,348	0	474,568,348	474,568,348	0	474,568,348	921,099,075	0
111106	ADRES	8,917,342	0	0	0	8,917,342	39,520,772	7,425,394	46,946,166	0	8,237,152	8,237,152	-38,028,824	38,709,014
111107	OTRAS ENTIDADES	5,000,000	0	0	0	5,000,000	109,412,796	7,888,705	117,301,501	3,089,451	1,809,156	4,898,607	-112,301,601	112,402,894
111108	OTRAS VENTAS DE S	109,984,930	0	0	0	109,984,930	229,194,291	36,564,330	265,758,621	227,091,091	36,564,330	263,655,421	-155,773,691	2,103,200
1112	CUENTAS POR COBR	7,186,655,314	626,528,949	0	0	7,812,584,263	7,973,570,732	48,024,922	8,021,595,654	7,973,570,732	48,024,922	8,021,595,654	-209,011,391	0
112	APORTES NO LIGAD	0	884,308,000	0	0	884,308,000	570,288,270	83,601,027	653,887,297	342,153,762	0	342,153,762	90,450,703	311,703,536
113	OTROS INGRESOS C	266,745,588	0	0	0	266,745,588	411,224,801	40,819,739	452,044,540	411,224,801	40,819,739	452,044,540	-185,298,952	0
12	RECURSOS DE CAPI	3,367,612,663	3,152,307,941	0	-3,150,218,941	3,369,701,663	2,427,433,229	25,511,441	2,452,944,670	2,427,433,229	25,511,441	2,452,944,670	916,736,953	0
1201	APORTES DE CAPIT	3,100,220,491	3,152,307,941	0	-3,150,218,941	3,102,309,491	2,100,000,000	0	2,100,000,000	2,100,000,000	0	2,100,000,000	1,002,309,491	0
1202	RENDIMIENTOS FIN	71,680,242	0	0	0	71,680,242	327,433,229	25,511,441	352,944,670	327,433,229	25,511,441	352,944,670	-281,064,426	0
1203	OTROS RECURSOS D	195,511,930	0	0	0	195,511,930	0	0	0	0	0	0	195,511,930	0
	Total	69,712,766,363	4,463,144,890	4,463,144,890	-5,876,955,837	63,835,830,546	66,623,844,139	4,297,021,832	70,920,865,971	59,123,776,485	3,428,387,931	62,552,164,416	-7,035,035,425	8,368,701,555


 Myriam Ruth Bolaños Delgado
 Profesional Universitario Presupuesto


 Ana Belen Arteaga Torres
 Gerencia


 Alfonso Ernesto Hidalgo Lopez
 Subgerencia Financiera y Comercial

Vigencia: 2020 Mes: Noviembre Rubros: 2 a 29 Sede: todas Decimales: 0

Fecha de Impresión: 12/01/2021

Page 1 of 3

Numeral	Tipo	Descripción	Presupuesto			Compromisos C	Disponibilidades G	Obligaciones	Pagos		Saldo de apropiación por ejecutar L=D - G	Disponibilidades Abiertas L= G - C	
			Inicio	Adición Crédito	Reducción ContraCrédito				Definitivo	Del Mes			Total
01		PASTO SALUD ESE											
2	E	GASTOS	69,712,786,383	7,261,865,669	13,138,821,506	63,835,830,546	48,393,198,384	50,614,730,292	40,889,379,310	6,464,880,937	40,092,270,942	13,221,100,254	1,721,531,908
21	E	GASTOS DE FUNCIONAMI	49,632,555,342	6,328,566,206	8,855,856,312	47,104,255,236	41,356,063,077	42,378,506,244	35,613,954,574	5,360,112,013	34,908,493,505	4,725,748,992	1,020,443,167
211	E	GASTOS DE PERSONAL	33,815,385,492	4,243,140,217	7,066,715,719	30,989,809,990	27,375,622,450	27,322,245,513	25,656,081,210	4,609,926,446	25,273,897,433	3,167,564,478	446,623,063
21101	E	SERVICIOS PERSONALES	19,198,249,555	340,358,191	3,623,761,734	15,914,846,012	13,802,919,564	13,992,258,948	13,781,974,077	3,390,069,092	13,773,769,247	1,922,587,064	189,339,384
2110101	R	Sueldos	15,302,808,876	0	3,250,255,722	12,052,553,154	10,753,963,444	10,784,317,129	10,753,866,336	1,915,936,987	10,753,666,336	1,268,236,025	30,353,685
2110102	R	Bonificación Servicios Presta	419,556,897	114,362,366	0	533,919,293	360,665,842	360,665,842	360,665,842	209,026,895	360,665,842	173,233,451	0
2110103	R	Prima de Servicios	562,506,034	50,267,970	0	612,774,004	522,765,637	523,875,763	521,860,701	22,024,139	521,569,523	88,893,221	1,090,146
2110104	R	Prima de Vacaciones	585,943,785	14,080,131	0	600,023,916	344,022,334	468,753,370	335,792,440	30,826,791	331,887,826	111,270,546	144,731,036
2110105	R	Prima de Navidad	1,220,716,220	41,956,018	0	1,262,672,238	1,162,209,464	1,165,034,171	1,156,233,394	1,110,591,805	1,154,478,882	97,638,067	2,824,707
2110106	R	Bonificación Especial de Re	69,310,871	31,733,112	0	101,043,983	41,451,820	50,906,314	40,697,075	3,811,721	39,958,813	50,137,669	9,454,494
2110107	R	Subsidio de alimentación	239,771,444	0	32,972,354	206,799,090	187,090,867	187,090,867	187,090,867	35,417,509	187,090,867	19,708,223	0
2110108	R	Auxilio de Transporte	364,859,726	0	40,533,658	324,326,068	293,658,436	293,658,438	293,658,438	55,112,606	293,658,438	30,667,630	0
2110109	R	Indemnización de Vacacion	100,000,000	87,958,564	0	187,958,564	135,676,511	135,676,511	130,711,777	7,320,639	129,195,513	52,282,053	0
2110110	R	Otros Servicios Personales /	332,775,702	0	300,000,000	32,775,702	1,375,207	2,260,523	1,375,207	0	1,375,207	30,515,179	885,316
21102	E	SERVICIOS PERSONALES	4,952,276,432	3,313,620,986	0	8,265,897,418	7,650,643,736	7,894,269,267	5,959,080,118	663,597,794	5,922,051,445	371,628,151	243,625,531
2110201	R	Servicios Personales Indire	3,952,276,432	3,313,620,986	0	7,265,897,418	7,250,235,000	7,259,249,511	5,608,514,582	563,298,193	5,572,142,304	6,647,907	9,014,511
2110202	R	Servicios Personales Indire	1,000,000,000	0	0	1,000,000,000	400,408,736	635,019,756	350,565,536	100,299,600	349,909,141	364,980,244	234,611,020
21103	E	CONTRIBUCIONES NOMI	6,599,255,952	461,369,051	870,949,456	6,169,675,547	5,302,666,138	5,316,326,286	5,295,636,005	555,259,560	4,959,655,731	873,340,261	13,658,148
2110301	R	Caja de Compensación Fam	640,800,351	0	33,679,259	607,121,092	497,104,100	496,466,706	497,104,100	61,016,500	448,637,600	103,654,367	1,362,605
2110302	R	Aportes Previsión Social en	1,146,063,449	321,296,297	0	1,467,359,746	1,231,803,074	1,284,456,389	1,281,803,074	191,257,392	1,195,098,188	182,901,357	2,055,315
2110303	R	Riesgos Profesionales	311,086,593	0	45,659,003	265,427,585	211,927,200	212,688,182	211,927,200	30,251,200	195,490,700	52,739,403	760,982
2110304	R	Aportes Cesantías e Intere	2,082,333,193	103,842,870	749,726,214	1,436,449,849	1,309,326,692	1,312,754,003	1,302,294,559	8,363,948	1,300,235,590	123,695,846	3,427,311
2110305	R	Aportes Previsión Social en	1,617,971,928	36,229,884	0	1,654,201,812	1,360,881,572	1,364,630,252	1,360,861,572	188,064,320	1,258,302,253	269,571,560	3,746,680
2110306	R	Servicio Nacional de Aprend	320,400,175	0	16,685,030	303,714,345	248,708,000	249,369,362	248,709,000	30,511,300	224,426,500	54,326,043	681,302
2110307	R	Instituto Colombiano de Bier	480,600,263	0	25,199,145	455,401,118	372,917,500	373,939,453	372,917,500	45,792,900	336,514,900	81,461,665	1,021,953
21104	R	GASTOS DE PERSONAL-V	3,066,003,552	0	2,446,212,540	619,391,012	619,391,012	619,391,012	619,391,010	0	619,391,010	1	0
21106	R	VIGENCIAS EXPIRADAS G/	0	127,791,989	127,791,989	0	0	0	0	0	0	0	0
212	E	GASTOS GENERALES	12,612,837,290	1,914,516,324	1,169,717,351	13,357,636,263	12,108,785,078	12,682,605,182	8,714,588,081	734,635,591	8,402,507,949	675,031,081	573,820,104
21201	E	ADQUISICION DE BIENES	1,711,959,036	359,850,000	78,242,284	1,993,566,752	1,678,300,117	1,802,808,362	1,350,356,106	136,606,473	1,249,586,260	190,758,390	124,508,245
2120101	R	Materiales y Suministros	238,203,200	51,600,000	0	289,803,200	266,244,498	272,541,019	200,717,857	13,675,340	194,106,141	17,262,181	6,296,521
2120102	R	Compra de Equipos	857,304,800	222,000,000	0	1,079,304,800	869,862,609	976,826,409	734,901,937	111,673,964	702,124,632	102,478,391	106,963,800
2120103	R	Dotación de Personal	299,183,219	0	78,242,284	220,940,935	220,940,935	220,940,935	162,436,330	9,402,807	122,262,825	1	0
2120104	R	Combustibles y Lubricantes	132,000,000	10,000,000	0	142,000,000	107,500,000	107,500,000	77,967,082	0	77,967,082	34,500,000	0
2120105	R	Ropa Hospitalaria	75,000,000	76,250,000	0	151,250,000	113,752,075	125,000,000	113,752,075	0	111,579,874	26,250,000	11,247,925
2120106	R	Impresos	100,000,000	0	0	100,000,000	100,000,000	100,000,000	60,580,825	1,854,362	41,545,707	0	0
2120107	R	Otras adquisiciones de Bien	10,267,817	0	0	10,267,817	0	0	0	0	0	10,267,817	0
21202	E	ADQUISICION DE SERVICI	8,557,448,104	1,368,900,000	501,700,000	9,439,648,104	8,556,148,920	9,005,460,779	5,521,085,148	589,393,296	5,407,845,713	434,187,326	449,311,559
2120201	E	Mantenimiento	3,546,305,791	0	200,000,000	3,346,305,791	3,219,200,226	3,227,203,249	1,499,046,454	421,754,595	1,465,668,504	119,102,542	8,003,023
212020101	E	Mantenimiento Hospitalario	3,396,305,791	0	200,000,000	3,196,305,791	3,069,200,226	3,077,203,249	1,439,290,454	421,754,595	1,405,932,504	119,102,542	8,003,023
21202010101	R	MH. Infraestructura	1,976,305,791	0	0	1,976,305,791	1,976,296,298	1,976,299,321	777,965,759	366,406,552	771,244,965	6,470	3,023

Vigencia: 2020 Mes: Noviembre Rubros: 2 a 29 Sede: todas Decimales: 0

Fecha de Impresión 12/01/2021

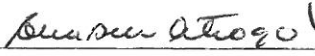
Page 2 of 3


Numeral	Tipo	Descripción	Presupuesto				Compromisos C	Disponibilidades C	Obligaciones	Pagos		Saldo de apropiación por ejecutar L=D-G	Disponibilidades Abiertas L= G - C
			Inicio	Adición Credito	Reducción ContraCredito	Definitivo				Del Mes	Total		
21202010102	R	MH. Equipo Biomedico	600,000,000	0	60,000,000	520,000,000	455,049,476	455,049,476	288,924,316	43,247,783	289,442,331	64,950,524	0
21202010103	R	MH. Equipo Industrial y de U	190,000,000	0	55,000,000	135,000,000	92,854,452	92,854,452	29,418,210	0	29,418,210	42,145,548	0
21202010104	R	MH. Equipo de Comunicacio	400,000,000	0	0	400,000,000	400,000,000	400,000,000	246,110,847	12,100,260	230,882,938	0	0
21202010105	R	MH. Equipo de Uso Admini	230,000,000	0	65,000,000	165,000,000	145,000,000	153,000,000	86,871,322	0	84,944,060	12,000,000	6,000,000
212020102	R	Mantenimiento de Otros Bi	150,000,000	0	0	150,000,000	150,000,000	150,000,000	59,756,000	0	59,756,000	0	0
2120202	R	Servicios Públicos	569,205,819	0	68,000,000	501,205,819	399,184,692	501,000,000	384,704,625	14,516,616	378,866,567	205,819	101,815,308
2120203	R	Comunicaciones y Transpo	194,001,318	295,000,000	50,000,000	439,001,318	429,510,000	429,510,000	311,706,311	0	309,403,942	9,491,318	0
2120204	R	Arrendamientos	26,170,195	0	5,200,000	20,970,195	8,759,384	8,759,384	7,697,412	0	7,697,412	12,210,811	0
2120205	R	Viáticos y Gastos de viaje	23,820,320	0	16,000,000	7,820,320	1,919,883	1,919,883	1,919,883	0	1,919,883	5,900,437	0
2120206	R	Publicidad, Impresos y Publi	182,082,526	24,000,000	0	206,082,526	189,438,000	189,438,000	171,375,704	2,329,822	120,086,619	16,644,526	0
2120207	R	Vigilancia	1,398,668,485	15,000,000	0	1,413,668,485	1,408,334,535	1,408,334,535	938,146,822	0	937,634,302	5,333,950	0
2120208	R	Seguros	245,887,389	257,500,000	0	503,387,389	438,909,728	467,588,733	436,712,303	0	436,712,303	35,798,656	28,679,005
2120209	R	Capacitación	59,550,800	30,000,000	0	89,550,800	78,583,706	78,583,706	49,423,706	600,000	49,423,706	10,967,094	0
2120210	R	Bienestar Social	63,790,817	0	0	63,790,817	0	0	0	0	0	63,790,817	0
2120211	R	Salud Ocupacional	20,000,000	0	0	20,000,000	16,797,500	17,000,000	2,038,000	720,000	2,038,000	3,000,000	202,500
2120212	R	Gestión Ambiental	170,000,000	0	0	170,000,000	146,200,000	152,610,045	91,430,089	7,414,890	90,974,689	17,389,955	6,410,045
2120213	R	Aseo	1,063,004,581	462,400,000	0	1,525,404,581	1,517,527,054	1,519,643,027	1,238,247,424	133,757,700	1,237,927,393	5,761,554	2,115,973
2120214	R	Sistematización	502,150,590	300,000,000	0	802,150,590	508,231,497	802,150,547	326,360,326	3,308,000	315,159,570	43	293,919,050
2120215	R	Intervenciones Colectivas	150,000,000	0	0	150,000,000	48,980,000	52,780,000	5,170,534	0	4,910,867	97,220,000	3,800,000
2120216	R	Gastos Financieros	2,000,000	0	0	2,000,000	0	0	0	0	0	2,000,000	0
2120217	R	Gastos Judiciales y Notaria	1,000,000	0	0	1,000,000	0	0	0	0	0	1,000,000	0
2120218	R	Otras adquisiciones de serv	339,809,473	0	162,500,000	177,309,473	144,572,715	148,939,670	57,105,555	4,991,673	49,401,956	28,369,804	4,366,955
21203	E	IMPUESTOS Y MULTAS	108,341,717	0	0	108,341,717	58,256,353	58,256,353	58,256,353	8,665,822	58,256,353	50,085,364	0
2120301	R	Impuestos y Multas	108,341,717	0	0	108,341,717	58,256,353	58,256,353	58,256,353	8,665,822	58,256,353	50,085,364	0
21204	R	GASTOS GENERALES-VIGEN	2,235,083,432	0	574,072,758	1,661,015,674	1,661,015,674	1,661,015,674	1,631,025,200	0	1,532,954,348	1	0
21206	R	VIGENCIAS EXPIRADAS G/	0	170,766,324	15,703,309	155,064,015	155,064,014	155,064,014	153,865,274	0	153,865,274	1	0
213	E	TRANSFERENCIAS CORR	3,204,332,560	170,909,665	618,433,242	2,756,808,983	1,873,655,550	1,873,655,550	1,243,285,283	16,519,976	1,232,098,123	883,153,433	0
21301	E	OTRAS TRANSFERENCIA	2,904,332,560	161,541,280	411,500,000	2,654,373,840	1,771,220,407	1,771,220,407	1,150,218,525	16,519,976	1,139,031,365	883,153,433	0
2130101	R	Sentencias y Conciliaciones	1,225,000,000	0	411,500,000	813,500,000	142,567,460	142,567,460	142,567,460	13,000,000	142,567,460	670,932,540	0
2130102	R	Transferencias Sector Priv	1,579,332,560	161,541,280	0	1,740,873,840	1,628,652,947	1,628,652,947	1,007,651,065	3,519,976	996,463,905	112,220,893	0
2130103	R	Transferencias Sector Públ	100,000,000	0	0	100,000,000	0	0	0	0	0	100,000,000	0
21302	R	TRANSFERENCIAS-VIGEN	300,000,000	0	206,933,242	93,066,758	93,066,758	93,066,758	93,066,758	0	93,066,758	0	0
21304	R	VIGENCIAS EXPIRADAS-T	0	9,368,335	0	9,368,385	9,368,384	9,368,384	0	0	0	1	0
22	E	GASTOS DE OPERACION C	5,281,176,804	845,813,352	1,044,250,142	5,082,739,814	4,257,849,117	4,958,937,859	3,102,354,173	385,352,745	3,010,706,875	123,801,955	701,088,742
221	E	COMPRA DE BIENES PAR	4,423,575,438	774,516,562	464,000,000	4,734,092,000	3,928,627,862	4,629,716,624	2,848,314,325	367,814,049	2,764,363,432	104,375,376	701,088,742
22101	R	Productos Farmacéuticos	2,322,461,200	0	344,000,000	1,978,461,200	1,825,235,136	1,925,705,678	1,236,327,218	225,752,001	1,187,321,715	52,775,522	100,470,542
22102	R	Material médico quirúrgico	604,735,596	246,500,000	0	851,235,596	593,446,640	651,235,596	421,610,096	32,023,610	400,627,463	0	257,738,956
22103	R	Material Odontológico	400,000,000	0	120,000,000	280,000,000	235,900,370	279,351,423	170,976,803	0	165,175,632	640,577	43,551,053
22104	R	Material para Laboratorio y c	1,008,359,842	528,016,562	0	1,624,376,404	1,274,145,737	1,573,428,827	1,019,400,207	110,038,438	1,011,238,602	50,651,277	299,278,190
222	E	COMPRA DE SERVICIOS P	20,000,000	20,000,000	0	40,000,000	40,000,000	40,000,000	23,192,702	0	17,202,715	0	0
22201	R	Control de Calidad	20,000,000	20,000,000	0	40,000,000	40,000,000	40,000,000	23,192,702	0	17,202,715	0	0
223	E	OTROS GASTOS DE OPE	141,930,535	20,000,000	0	161,930,535	142,863,956	142,863,956	84,758,414	17,538,696	83,051,996	19,066,579	0

CH

Numeral	Tipo	Descripción	Presupuesto			Compromisos C	Disponibilidades G	Obligaciones	Pagos		Saldo de apropiación por ejecutar L=D - G	Disponibilidades Abiertas L= G - C
			Inicio	Adición Crédito	Reducción ContraCrédito				Definitivo	Del Mes		
22301	R	Alimentación - Dietas	101,930,535	20,000,000	0	121,930,535	103,500,000	61,000,326	0	60,406,299	18,430,535	0
22302	R	Otros Gastos de Operación	40,000,000	0	0	40,000,000	39,363,956	23,755,066	17,538,696	23,585,697	636,044	0
224	R	COMPRA DE BIENES Y S	695,670,631	0	549,313,352	146,357,279	146,357,279	146,088,732	0	146,088,732	0	0
226	R	VIGENCIAS EXPIRADAS-G	0	31,296,790	30,936,790	360,000	0	0	0	0	360,000	0
23	E	GASTOS DE INVERSION	14,082,132,790	87,486,111	3,237,705,052	10,931,913,849	3,277,286,190	2,173,070,563	719,416,179	2,173,070,563	7,654,627,660	0
231	E	PROGRAMAS DE INVER	12,776,789,706	79,108,850	3,150,218,941	9,705,679,615	2,073,051,956	1,188,749,518	571,863,871	1,188,749,518	7,632,627,659	0
23101	R	Infraestructura propia del Se	9,822,220,491	2,069,000	497,911,000	9,326,398,491	2,073,051,956	1,188,749,518	571,863,871	1,188,749,518	7,253,346,535	0
23102	R	Dotación de Hospitales, cen	2,954,569,216	77,019,850	2,652,307,941	379,281,125	0	0	0	0	379,281,125	0
232	R	INVERSION-VIGENCIA ANT	1,283,343,084	0	87,486,111	1,195,856,973	1,195,856,973	981,396,045	144,627,308	981,396,045	0	0
233	R	VIGENCIAS EXPIRADAS IN	22,000,000	8,377,261	0	30,377,261	8,377,261	2,925,000	2,925,000	2,925,000	22,000,000	0
29	R	DISPONIBILIDAD FINAL	716,921,647	0	0	716,921,647	0	0	0	0	716,921,647	0


 Myriam Ruth Bolaños Delgado
 Profesional Universitario Presupuesto



 Ana Belen Arteaga Torres
 Gerencia


 Alfonso Ernesto Hidalgo Lopez
 SubGerencia Financiera y Comercial

EMPRESA SOCIAL DEL ESTADO PASTO SALUD ESE NIT 900091143.9
ANALISIS DE RESULTADO DE INDICADORES PRESUPUESTALES NOVIEMBRE 2020

NOMBRE	VARIABLES	META	FUENTES	DATOS - INDICADOR				ANALISIS RESULTADO
				2020		2019		
RESULTADO EQUILIBRIO PRESUPUESTAL CON RECAUDO	Valor de la ejecución de ingresos totales recaudados en la vigencia (incluye recaudo de CxC de vigencias anteriores)/ valor de la ejecución de gastos coprometidos incluyendo CxP de vigencias anteriores.	> ó = 1,00	Ejecucion presupuestal	\$ 62,552,164,416.00	1.20	\$ 58,105,135,317.00	1.16	Información a 30 de NOVIEMBRE de 2020, el resultado del indicador muestra que el total del recaudo por concepto de ingresos representa el 128% del total de los gastos comprometidos.
				\$ 48,893,193,384.00		\$ 50,265,814,806.00		
SUPERAVIT O DEFICIT PRESUPUESTAL	Valor de la ejecución de Ingresos totales reconocidos en la vigencia (incluye recaudo de CxC de vigencias anteriores)/ valor de la ejecución de gastos coprometidos incluyendo CxP de vigencias anteriores.	> ó = 1,00	Ejecucion presupuestal	\$ 70,920,865,971.00	1.45	\$ 65,677,753,825.00	1.31	Información a 30 de NOVIEMBRE de 2020, el resultado del indicador muestra que para financiar el 100% de los compromisos se cuenta con el 145% en reconocimientos de ingresos a NOVIEMBRE de 2020.
				\$ 48,893,193,384.00		\$ 50,265,814,806.00		
% DE EJECUCION DE INGRESOS	Valor de la ejecución de ingresos totales recaudados de la vigencia (incluye recaudo de CxC de vigencias anteriores)/ valor de la aprobación definitiva de Ingresos	100%	Ejecucion presupuestal	\$ 62,552,164,416.00	98%	\$ 58,105,135,317.00	96%	Información a 30 de NOVIEMBRE de 2020, el resultado del indicador muestra que del total del Presupuesto de ingresos aprobado se ha ejecutado en un 98%.
				\$ 63,835,830,546.00		\$ 60,414,680,773.00		
% DE EJECUCION DE GASTOS	Valor de la ejecución de gastos totales comprometidos en la vigencia / valor de la aprobación definitiva de Gastos	100%	Ejecucion presupuestal	\$ 48,893,193,384.00	77%	\$ 50,265,814,806.00	83%	Información a 30 de NOVIEMBRE de 2020, el resultado del indicador mide el nivel de gastos comprometidos con relación al total del presupuesto que corresponde al 77%.
				\$ 63,835,830,546.00		\$ 60,414,680,773.00		

San Juan de Pasto, 30 de diciembre de 2020



MYRIAM RUTH BOLAÑOS DELGADO
Profesional Universitario Presupuesto