


Numeral	Descripcion	Presupuesto					Reconocimientos			Recaudos			Saldo de Apropiación por Ejecutar	Saldo por Recaudar
		Inicio	Traslados		Adición (-) Reducción	Definitivo	Anterior	Del Mes	Total	Anterior	Del Mes	Total		
			Créditos	Contracrédito										
<b>01 PASTO SALUD ESE</b>														
1	INGRESOS	69,712,786,383	4,463,144,890	4,463,144,890	-2,726,736,896	66,986,049,487	53,743,538,970	3,741,447,591	57,484,986,561	46,145,864,009	4,900,852,015	51,046,716,024	9,501,062,926	6,438,270,531
10	DISPONIBILIDAD INI	27,278,344,314	0	4,463,144,890	-2,726,736,896	20,088,462,528	20,088,462,527	0	20,088,462,527	20,088,462,527	0	20,088,462,527	1	0
101	Destinación Especifi	10,376,569,216	0	2,650,109,119	0	7,726,460,097	7,726,460,096	0	7,726,460,096	7,726,460,096	0	7,726,460,096	1	0
102	Recursos Propios	16,901,775,098	0	1,813,035,771	-2,726,736,896	12,362,002,431	12,362,002,431	0	12,362,002,431	12,362,002,431	0	12,362,002,431	0	0
11	INGRESOS CORRIEN	39,066,829,407	1,310,836,949	0	0	40,377,666,356	31,300,822,201	3,715,898,475	35,016,720,676	23,703,147,240	4,875,302,899	28,578,450,139	5,360,945,680	6,438,270,531
111	INGRESOS DE EXPLO	38,800,083,819	626,528,949	0	0	39,426,612,768	30,753,252,711	3,625,283,668	34,378,536,379	23,554,757,139	4,670,636,838	28,225,393,977	5,048,076,389	6,153,142,402
1111	VENTA DE SERVICIO	31,614,028,505	0	0	0	31,614,028,505	23,148,186,303	3,512,641,077	26,660,827,380	15,949,690,731	4,557,994,247	20,507,684,978	4,953,201,125	6,153,142,402
111101	REGIMEN SUBSIDIAD	28,659,656,282	0	0	0	28,659,656,282	22,253,587,860	3,284,011,757	25,537,599,617	15,453,965,184	4,501,172,213	19,955,137,397	3,122,056,665	5,582,462,220
111102	REGIMEN CONTRIBUT	494,199,787	0	0	0	494,199,787	400,590,302	168,854,806	569,445,108	106,862,239	14,413,464	121,275,703	-75,245,321	448,169,405
111103	ATENCIÓN A LA POBL	851,628,195	0	0	0	851,628,195	0	0	0	0	0	0	851,628,195	0
111104	SOAT - ECAT	88,974,546	0	0	0	88,974,546	38,177,228	5,111,256	43,288,484	22,853,992	1,954,399	24,808,391	45,686,062	18,480,093
111105	PROMOCION Y PREV	1,395,667,423	0	0	0	1,395,667,423	263,649,082	0	263,649,082	263,649,082	0	263,649,082	1,132,018,341	0
111106	ADRES	8,917,342	0	0	0	8,917,342	27,782,229	3,541,529	31,323,758	0	0	0	-22,406,416	31,323,758
111107	OTRAS ENTIDADES	5,000,000	0	0	0	5,000,000	60,688,524	10,872,558	71,561,082	752,356	205,000	957,356	-66,561,082	70,603,726
111108	OTRAS VENTAS DE S	109,984,930	0	0	0	109,984,930	103,711,078	40,249,171	143,960,249	101,607,878	40,249,171	141,857,049	-33,975,319	2,103,200
1112	CUENTAS POR COBR	7,186,055,314	626,528,949	0	0	7,812,584,263	7,605,066,408	112,642,591	7,717,708,999	7,605,066,408	112,642,591	7,717,708,999	94,875,264	0
112	APORTES NO LIGAD	0	684,308,000	0	0	684,308,000	399,179,389	57,025,627	456,205,016	0	171,076,881	171,076,881	228,102,984	285,128,135
113	OTROS INGRESOS C	266,745,588	0	0	0	266,745,588	148,390,101	33,589,180	181,979,281	148,390,101	33,589,180	181,979,281	84,766,307	0
12	RECURSOS DE CAPI	3,367,612,663	3,152,307,941	0	0	6,519,920,604	2,354,254,242	25,549,116	2,379,803,358	2,354,254,242	25,549,116	2,379,803,358	4,140,117,246	0
1201	APORTES DE CAPIT	3,100,220,491	3,152,307,941	0	0	6,252,528,432	2,100,000,000	0	2,100,000,000	2,100,000,000	0	2,100,000,000	4,152,528,432	0
1202	RENDIMIENTOS FIN	71,880,242	0	0	0	71,880,242	254,254,242	25,549,116	279,803,358	254,254,242	25,549,116	279,803,358	-207,923,116	0
1203	OTROS RECURSOS D	195,511,930	0	0	0	195,511,930	0	0	0	0	0	0	195,511,930	0
<b>Total</b>		<b>69,712,786,384</b>	<b>4,463,144,890</b>	<b>4,463,144,890</b>	<b>-2,726,736,896</b>	<b>66,986,049,488</b>	<b>53,743,538,970</b>	<b>3,741,447,591</b>	<b>57,484,986,561</b>	<b>46,145,864,009</b>	<b>4,900,852,015</b>	<b>51,046,716,024</b>	<b>9,501,062,927</b>	<b>6,438,270,531</b>

  
 Myriam Ruth Bolaños Delgado  
 Profesional Universitario Presupuesto


  
 Ana Belen Arteaga Torres  
 Gerencia

  
 Alfonso Ernesto Hidalgo Lopez  
 Subgerencia Financiera y Comercial

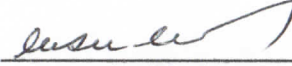


Numeral	Tipo	Descripción	Presupuesto				Compromisos C	Disponibilidades G	Obligaciones	Pagos		Saldo de apropiación por ejecutar L=D - G	Disponibilidades Abiertas L= G - C
			Inicio	Adición Crédito	Reducción ContraCrédito	Definitivo				Del Mes	Total		
2120207	R	Vigilancia	1,398,668,485	0.00	0.00	1,398,668,485	1,290,973,324	1,290,973,324	703,424,400.00	116,733,518	702,911,880.00	107,895,161	0.00
2120208	R	Seguros	245,887,389	257,500,000.00	0.00	503,387,389	436,712,303	464,884,588	326,712,303.00	26,995,068	271,822,330.00	38,502,791	28,172,295.00
2120209	R	Capacitación	59,550,800	0.00	0.00	59,550,800	48,823,706	59,401,436	20,423,706.00	4,436,700	20,423,706.00	149,364	10,577,730.00
2120210	R	Bienestar Social	63,790,817	0.00	0.00	63,790,817	0	4,964,000	0.00	0	0	58,826,817	4,964,000.00
2120211	R	Salud Ocupacional	20,000,000	0.00	0.00	20,000,000	16,797,500	17,000,000	1,034,000.00	280,000	564,000.00	3,000,000	202,500.00
2120212	R	Gestión Ambiental	170,000,000	0.00	0.00	170,000,000	128,200,000	152,610,045	37,017,809.00	11,893,845	37,017,809.00	17,389,955	244,10,045.00
2120213	R	Aseo	1,063,004,581	0.00	0.00	1,063,004,581	979,428,640	979,428,640	852,362,560.00	127,066,080	852,362,560.00	83,575,941	0.00
2120214	R	Sistematización	502,150,590	0.00	0.00	502,150,590	413,151,113	463,062,887	248,968,160.00	45,396,102	229,693,780.00	39,087,703	49,911,774.00
2120215	R	Intervenciones Colectivas	150,000,000	0.00	0.00	150,000,000	11,400,000	51,400,000	0.00	0	0	98,600,000	40,000,000.00
2120216	R	Gastos Financieros	2,000,000	0.00	0.00	2,000,000	0	0	0.00	0	0	2,000,000	0.00
2120217	R	Gastos Judiciales y Notariales	1,000,000	0.00	0.00	1,000,000	0	0	0.00	0	0	1,000,000	0.00
2120218	R	Otras adquisiciones de servicios	339,809,473	0.00	162,500,000.00	177,309,473	96,273,285	96,321,285	36,173,646.00	10,057,984	36,026,937.00	80,988,189	48,000.00
21203	E	IMPUESTOS Y MULTAS	108,341,717	0.00	0.00	108,341,717	49,234,531	49,234,531	49,234,531.00	0	49,234,531.00	59,107,186	0.00
2120301	R	Impuestos y Multas	108,341,717	0.00	0.00	108,341,717	49,234,531	49,234,531	49,234,531.00	0	49,234,531.00	59,107,186	0.00
21204	R	GASTOS GENERALES-VIGENCIA ANTERIOR	2,235,088,432	0.00	536,587,047.00	1,698,501,385	1,698,501,384	1,698,501,384	1,623,544,954.00	0	1,523,917,502.00	1	0.00
21206	R	VIGENCIAS EXPIRADAS GASTOS GENERALES	0	170,766,324.00	0.00	170,766,324	170,766,324	170,766,324	153,885,274.00	0	153,885,274.00	0	0.00
213	E	TRANSFERENCIAS CORRIENTES	3,204,332,560	120,909,665.00	131,912,465.00	3,193,329,760	1,326,307,943	1,536,307,943	1,022,398,250.00	364,787,929	945,867,560.00	1,657,021,817	210,000,000.00
21301	E	OTRAS TRANSFERENCIAS	2,904,332,560	111,541,280.00	0.00	3,015,873,840	1,158,220,407	1,368,220,407	929,331,492.00	364,787,929	852,800,802.00	1,647,653,433	210,000,000.00
2130101	R	Señalencias y Conciliaciones	1,225,000,000	0.00	0.00	1,225,000,000	129,567,460	129,567,460	129,567,460.00	59,479,705	129,567,460.00	1,095,432,540	0.00
2130102	R	Transferencias Sector Privado	1,579,332,560	111,541,280.00	0.00	1,690,873,840	1,028,652,947	1,238,652,947	799,764,032.00	305,228,224	723,233,342.00	452,220,893	210,000,000.00
2130103	R	Transferencias Sector Público	100,000,000	0.00	0.00	100,000,000	0	0	0.00	0	0	100,000,000	0.00
21302	R	TRANSFERENCIAS-VIGENCIA ANTERIOR	300,000,000	0.00	131,912,465.00	168,087,535	158,719,151	158,719,151	93,066,758.00	0	93,066,758.00	9,368,384	0.00
21304	R	VIGENCIAS EXPIRADAS-TRANSFERENCIAS COR	0	9,368,385.00	0.00	9,368,385	9,368,384	9,368,384	0.00	0	0	1	0.00
22	E	GASTOS DE OPERACION COMERCIAL Y DE PR	5,281,176,604	499,652,879.00	530,589,669.00	5,250,239,814	3,081,822,823	4,749,967,997	1,885,643,118.00	433,121,242	1,869,127,885.00	500,271,818	1,688,145,174.00
221	E	COMPRA DE BIENES PARA LA PRESTACION DE	4,423,575,438	428,356,089.00	0.00	4,851,931,527	2,782,551,891	4,450,696,885	1,684,987,122.00	415,921,595	1,482,324,478.00	401,234,663	1,688,145,174.00
22101	R	Productos Farmacéuticos	2,322,481,200	0.00	0.00	2,322,481,200	1,068,594,408	2,121,884,500	605,280,047.00	89,835,060	577,895,444.00	200,616,700	1,063,270,092.00
22102	R	Materiales médicos quirúrgicos	604,735,595	200,000,000.00	0.00	804,735,596	444,950,818	788,794,200	235,579,090.00	96,468,867	218,577,154.00	15,941,396	343,843,582.00
22103	R	Materiales Odontológicos	400,000,000	0.00	0.00	400,000,000	189,840,331	242,658,468	168,167,593.00	62,713	162,809,722.00	157,340,533	52,619,137.00
22104	R	Materiales para Laboratorio y otros	1,098,358,842	228,356,089.00	0.00	1,324,714,731	1,069,166,334	1,297,378,697	675,940,393.00	249,554,855	522,942,158.00	27,336,034	228,212,383.00
222	E	COMPRA DE SERVICIOS PARA LA VENTA	20,000,000	20,000,000.00	0.00	40,000,000	20,000,000	20,000,000	13,005,247.00	10,207,962	10,207,962.00	20,000,000	0.00
22201	R	Control de Calidad	20,000,000	20,000,000.00	0.00	40,000,000	20,000,000	20,000,000	13,005,247.00	10,207,962	10,207,962.00	20,000,000	0.00
223	E	OTROS GASTOS DE OPERACION COMERCIAL	141,930,535	20,000,000.00	0.00	161,930,535	82,893,380	82,893,380	41,582,017.00	6,991,685	30,506,513.00	79,037,155	0.00
22301	R	Alimentación - Dietas	101,930,535	20,000,000.00	0.00	121,930,535	68,500,000	68,500,000	41,412,628.00	6,991,685	30,506,513.00	53,430,535	0.00
22302	R	Otros Gastos de Operación	40,000,000	0.00	0.00	40,000,000	14,393,380	14,393,380	169,369.00	0	0	25,606,620	0.00
224	R	COMPRA DE BIENES Y SERVICIOS DE OPERAC	695,670,631	0.00	499,652,879.00	196,017,752	196,017,752	196,017,752	146,088,732.00	0	146,088,732.00	0	0.00
226	R	VIGENCIAS EXPIRADAS-GASTOS DE OPERACIO	0	31,286,790.00	30,936,790.00	360,000	360,000	360,000	0.00	0	0	0	0.00
23	E	GASTOS DE INVERSION	14,082,132,790	87,486,111.00	87,486,111.00	14,082,132,790	3,260,519,725	3,260,519,725	1,453,654,383.00	616,885,647	1,453,654,383.00	10,821,613,066	0.00
231	E	PROGRAMAS DE INVERSION	12,778,789,705	79,108,850.00	0.00	12,855,898,556	2,056,285,491	2,056,285,491	616,885,647.00	616,885,647	616,885,647.00	10,798,613,065	0.00
23101	R	Infraestructura propia del Sector	9,822,220,491	2,089,000.00	0.00	9,824,309,491	2,056,285,491	2,056,285,491	616,885,647.00	616,885,647	616,885,647.00	7,768,024,000	0.00
23102	R	Dotación de Hospitales, centros y puestos de salud	2,954,569,216	77,019,850.00	0.00	3,031,589,066	0	0	0.00	0	0	3,031,589,066	0.00
232	R	INVERSION-VIGENCIA ANTERIOR	1,283,343,084	0.00	87,486,111.00	1,195,856,973	1,195,856,973	1,195,856,973	636,768,736.00	0	636,768,736.00	0	0.00
233	R	VIGENCIAS EXPIRADAS INVERSION	22,000,000	8,377,261.00	0.00	30,377,261	8,377,261	8,377,261	0.00	0	0	22,000,000	0.00
29	R	DISPONIBILIDAD FINAL	718,821,647	0.00	0.00	718,821,647	0	0	0.00	0	0	718,821,647	0.00

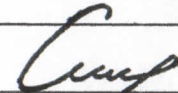
Numeral	Tipo	Descripción	Presupuesto				Compromisos C	Disponibilidades G	Obligaciones	Pagos		Saldo de apropiación por ejecutar L=D - G	Disponibilidades Abiertas L=G - C
			Inicio	Adición Crédito	Reducción ContraCrédito	Definitivo				Del Mes	Total		



Myrlam Ruth Bolaños Delgado  
Profesional Universitario Presupuesto



Ana Belen Arteaga Torres  
Gerencia



Alfonso Ernesto Hidalgo Lopez  
Subgerente Financiero y Comercial

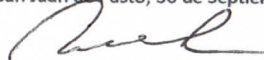


EMPRESA SOCIAL DEL ESTADO  
**PASTO SALUD E.S.E**  
 NIT: 900091143-9

EMPRESA SOCIAL DEL ESTADO PASTO SALUD ESE NIT 900091143.9  
 ANALISIS DE RESULTADO DE INDICADORES PRESUPUESTALES AGOSTO 2020

NOMBRE	VARIABLES	META	FUENTES	DATOS - INDICADOR		ANALISIS RESULTADO
				2020	2019	
RESULTADO EQUILIBRIO PRESUPUESTAL CON RECAUDO	Valor de la ejecucion de ingresos totales recaudados en al vigencia (incluye recaudo de CxC de vigencias anteriores)/ valor de la ejecucion de gastos coprometidos incluyendo CxP de vigencias anteriores.	> ó = 1,00	Ejecucion presupuestal	\$ 51,046,716,024.00	\$ 46,272,961,418.00	1.15
				\$ 37,065,497,186.00	\$ 40,278,698,586.00	
SUPERAVIT O DEFICIT PRESUPUESTAL	Valor de la ejecucion de ingresos totales reconocidos en la vigencia (incluye recaudo de CxC de vigencias anteriores)/ valor de la ejecucion de gastos coprometidos incluyendo CxP de vigencias anteriores.	> ó = 1,00	Ejecucion presupuestal	\$ 57,484,986,561.00	\$ 53,748,311,232.00	1.33
				\$ 37,065,497,186.00	\$ 40,278,698,586.00	
% DE EJECUCION DE INGRESOS	Valor de la ejecucion de ingresos totales recaudados la vigencia (incluye recaudo de CxC de vigencias anteriores)/ valor de la apropiación definitiva de ingresos.	100%	Ejecucion presupuestal	\$ 51,046,716,024.00	\$ 46,272,961,418.00	77%
				\$ 66,986,049,487.00	\$ 59,771,164,577.00	
% DE EJECUCION DE GASTOS	Valor de la ejecucion de gastos totales comprometidos en la vigencia / valor de la apropiación definitiva de Gastos	100%	Ejecucion presupuestal	\$ 37,065,497,186.00	\$ 40,278,698,586.00	67%
				\$ 66,986,049,487.00	\$ 59,771,164,577.00	

San Juan de Pasto, 30 de Septiembre de 2020

  
 MYRIAM RUTH BOLAÑOS DELGADO  
 Profesional Universitario Presupuesto