
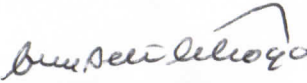
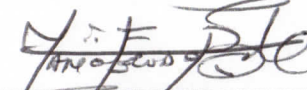


Numeral	Descripción	Presupuesto				Reconocimientos			Recaudos			Saldo de Apropriacion por Ejecutar	Saldo por Recaudar	
		Inicio	Tralados		Definitivo	Anterior	Del Mes	Total	Anterior	Del Mes	Total			
			Creditos	Contracredito										Adición (-) Reducción
<b>01 PASTO SALUD ESE</b>														
1	INGRESOS	69,712,786,383	4,463,144,890	4,463,144,890	-2,726,736,896	66,986,049,487	49,903,046,553	3,840,492,417	53,743,538,970	42,131,640,657	4,014,223,352	46,145,864,009	13,242,510,517	7,597,674,961
10	DISPONIBILIDAD INI	27,278,344,314	0	4,463,144,890	-2,726,736,896	20,088,462,528	20,088,462,527	0	20,088,462,527	20,088,462,527	0	20,088,462,527	1	0
101	DI Destinación Especifica	10,376,569,216	0	2,650,109,119	0	7,726,460,097	7,726,460,096	0	7,726,460,096	7,726,460,096	0	7,726,460,096	1	0
102	DI Recursos Propios	16,901,775,098	0	1,813,035,771	-2,726,736,896	12,362,002,431	12,362,002,431	0	12,362,002,431	12,362,002,431	0	12,362,002,431	0	0
11	INGRESOS CORRIEN	39,066,829,407	1,310,836,949	0	0	40,377,666,356	27,490,433,051	3,810,389,150	31,300,822,201	19,719,027,155	3,984,120,085	23,703,147,240	9,076,844,155	7,597,674,961
111	INGRESOS DE EXPLO	38,800,083,819	626,528,949	0	0	39,426,612,768	27,046,402,906	3,706,849,805	30,753,252,711	19,617,150,772	3,937,606,367	23,554,757,139	8,673,360,057	7,198,495,572
1111	VENTA DE SERVICIO	31,614,028,505	0	0	0	31,614,028,505	19,533,308,717	3,614,877,586	23,148,186,303	12,104,056,583	3,845,634,148	15,949,690,731	8,465,842,202	7,198,495,572
111101	REGIMEN SUBSIDIAD	28,659,656,282	0	0	0	28,659,656,282	19,110,026,840	3,143,561,020	22,253,587,860	11,968,037,824	3,485,927,360	15,453,965,184	6,406,068,422	6,799,622,676
111102	REGIMEN CONTRIBUT	494,199,787	0	0	0	494,199,787	251,848,834	148,741,468	400,590,302	54,233,511	52,628,728	106,862,239	93,609,485	293,728,063
111103	ATENCION A LA POBL	851,628,195	0	0	0	851,628,195	0	0	0	0	0	0	851,628,195	0
111104	SOAT - ECAT	88,974,546	0	0	0	88,974,546	35,491,656	2,685,572	38,177,228	13,455,998	9,397,994	22,853,992	50,797,318	15,323,236
111105	PROMOCION Y PREV	1,395,667,423	0	0	0	1,395,667,423	0	263,649,082	263,649,082	0	263,649,082	263,649,082	1,132,018,341	0
111106	ADRES	8,917,342	0	0	0	8,917,342	27,177,593	604,636	27,782,229	0	0	0	-18,864,887	27,782,229
111107	OTRAS ENTIDADES	5,000,000	0	0	0	5,000,000	38,837,344	21,851,180	60,688,524	506,000	246,356	752,356	-55,688,524	59,936,168
111108	OTRAS VENTAS DE S	109,984,930	0	0	0	109,984,930	69,926,450	33,784,628	103,711,078	67,823,250	33,784,628	101,607,878	6,273,852	2,103,200
1112	CUENTAS POR COBR	7,186,055,314	626,528,949	0	0	7,812,584,263	7,513,094,189	91,972,219	7,605,066,408	7,513,094,189	91,972,219	7,605,066,408	207,517,855	0
112	APORTES NO LIGAD	0	684,308,000	0	0	684,308,000	342,153,762	57,025,627	399,179,389	0	0	0	285,128,611	399,179,389
113	OTROS INGRESOS C	266,745,588	0	0	0	266,745,588	101,876,383	46,513,718	148,390,101	101,876,383	46,513,718	148,390,101	118,355,487	0
12	RECURSOS DE CAPI	3,367,612,663	3,152,307,941	0	0	6,519,920,604	2,324,150,975	30,103,267	2,354,254,242	2,324,150,975	30,103,267	2,354,254,242	4,165,666,362	0
1201	APORTES DE CAPIT	3,100,220,491	3,152,307,941	0	0	6,252,528,432	2,100,000,000	0	2,100,000,000	2,100,000,000	0	2,100,000,000	4,152,528,432	0
1202	RENDIMIENTOS FIN	71,880,242	0	0	0	71,880,242	224,150,975	30,103,267	254,254,242	224,150,975	30,103,267	254,254,242	-182,374,000	0
1203	OTROS RECURSOS D	195,511,930	0	0	0	195,511,930	0	0	0	0	0	0	195,511,930	0
Total		69,712,786,384	4,463,144,890	4,463,144,890	-2,726,736,896	66,986,049,488	49,903,046,553	3,840,492,417	53,743,538,970	42,131,640,657	4,014,223,352	46,145,864,009	13,242,510,518	7,597,674,961

  
 Myriam Ruth Bolaños Delgado  
 Profesional Universitario Presupuesto

  
 Ana Belen Arteaga Torres  
 Gerencia

  
 Mario Fernando Mario Cabrera  
 Subgerencia Financiera y Comercial

## Ejecución Presupuestal de Gastos Julio de 2020

Vigencia: 2020 Mes: Julio Rubros: 2 a 29 Sede: todas Decimales: 0

EMPRESA SOCIAL DEL ESTADO PASTO SALUD ESE - Nit: 900091143

Fecha de Impresión 16/10/2020

Page 2 of 3

Numeral	Tipo	Descripción	Presupuesto				Compromisos C	Disponibilidades G	Obligaciones	Pagos		Saldo de apropiación por ejecutar L=D-G	Disponibilidades Abiertas L= G - C
			Inicio	Adición Crédito	Reducción ContraCrédito	Definitivo				Del Mes	Total		
2120207	R	Vigilancia	1,388,668,485	0.00	0.00	1,388,668,485	1,290,973,324	1,290,973,324	586,690,882.00	116,733,518	586,178,362.00	107,695,161	0.00
2120208	R	Seguros	245,887,389	257,500,000.00	0.00	503,387,389	326,712,303	484,884,598	244,827,262.00	0	244,827,262.00	38,502,791	138,172,295.00
2120209	R	Capacitación	59,550,800	0.00	0.00	59,550,800	15,985,006	54,862,736	15,985,006.00	1,080,000	15,985,006.00	4,588,064	38,977,730.00
2120210	R	Bienestar Social	63,790,817	0.00	0.00	63,790,817	0	4,964,000	0.00	0	0	58,826,817	4,964,000.00
2120211	R	Salud Ocupacional	20,000,000	0.00	0.00	20,000,000	16,797,500	17,000,000	564,000.00	0	264,000.00	3,000,000	202,500.00
2120212	R	Gestión Ambiental	170,000,000	0.00	0.00	170,000,000	54,700,000	152,610,045	25,123,964.00	0	25,123,964.00	17,389,955	97,810,045.00
2120213	R	Aseo	1,063,004,581	0.00	0.00	1,063,004,581	979,428,640	979,428,640	725,296,480.00	127,571,382	725,296,480.00	83,575,941	0.00
2120214	R	Sistematización	502,150,580	0.00	0.00	502,150,580	410,501,113	413,151,113	227,464,746.00	46,918,699	184,295,678.00	89,999,477	2,850,000.00
2120215	R	Intervenciones Colectivas	150,000,000	0.00	0.00	150,000,000	11,400,000	40,400,000	0.00	0	0	109,600,000	29,000,000.00
2120216	R	Gastos Financieros	2,000,000	0.00	0.00	2,000,000	0	0	0.00	0	0	2,000,000	0.00
2120217	R	Gastos Judiciales y Notariales	1,000,000	0.00	0.00	1,000,000	0	0	0.00	0	0	1,000,000	0.00
2120218	R	Otras adquisiciones de servicios	339,809,473	0.00	162,500,000.00	177,309,473	95,500,975	96,321,285	26,115,662.00	204,900	25,968,953.00	80,888,189	820,310.00
21203	E	IMPUESTOS Y MULTAS	108,341,717	0.00	0.00	108,341,717	49,234,531	49,234,531	49,234,531.00	0	49,234,531.00	59,107,186	0.00
2120301	R	Impuestos y Multas	108,341,717	0.00	0.00	108,341,717	49,234,531	49,234,531	49,234,531.00	0	49,234,531.00	59,107,186	0.00
21204	R	GASTOS GENERALES-VIGENCIA ANTERIOR	2,235,088,432	0.00	536,587,047.00	1,698,501,385	1,698,501,384	1,698,501,384	1,621,988,354.00	197,497,957	1,523,917,502.00	1	0.00
21206	R	VIGENCIAS EXPIRADAS GASTOS GENERALES	0	170,786,324.00	0.00	170,786,324	170,786,324	170,786,324	153,865,274.00	0	153,865,274.00	0	0.00
213	E	TRANSFERENCIAS CORRIENTES	3,204,332,560	120,909,665.00	131,912,465.00	3,193,329,760	1,326,307,943	1,326,307,943	951,253,566.00	0	581,159,631.00	1,887,021,817	0.00
21301	E	OTRAS TRANSFERENCIAS	2,904,332,560	111,541,280.00	0.00	3,015,873,840	1,158,220,407	1,158,220,407	858,186,810.00	0	488,092,873.00	1,857,653,433	0.00
2130101	R	Sentencias y Conciliaciones	1,225,000,000	0.00	0.00	1,225,000,000	129,567,460	129,567,460	129,567,460.00	0	70,087,755.00	1,095,432,540	0.00
2130102	R	Transferencias Sector Privado	1,579,332,560	111,541,280.00	0.00	1,690,873,840	1,028,652,947	1,028,652,947	728,619,360.00	0	418,005,118.00	662,220,893	0.00
2130103	R	Transferencias Sector Público	100,000,000	0.00	0.00	100,000,000	0	0	0.00	0	0	100,000,000	0.00
21302	R	TRANSFERENCIAS-VIGENCIA ANTERIOR	300,000,000	0.00	131,912,465.00	168,087,535	158,719,151	158,719,151	93,066,758.00	0	93,066,758.00	9,368,384	0.00
21304	R	VIGENCIAS EXPIRADAS-TRANSFERENCIAS COR	0	9,368,385.00	0.00	9,368,385	9,368,384	9,368,384	0.00	0	0	1	0.00
22	E	GASTOS DE OPERACION COMERCIAL Y DE PR	5,281,176,604	499,652,879.00	530,589,669.00	5,250,239,814	2,770,973,580	3,761,132,497	1,560,028,840.00	108,457,922	1,236,006,443.00	1,469,107,318	890,158,907.00
221	E	CÓMPRA DE BIENES PARA LA PRESTACION DE	4,423,575,438	429,356,089.00	0.00	4,851,931,527	2,471,702,458	3,461,861,365	1,386,894,185.00	108,457,922	1,066,402,883.00	1,390,070,163	990,158,907.00
22101	R	Productos Farmacéuticos	2,322,481,200	0.00	0.00	2,322,481,200	1,058,014,868	1,303,029,000	561,338,740.00	95,765,482	508,160,384.00	1,019,452,200	245,014,132.00
22102	R	Material médico quirúrgico	804,735,596	200,000,000.00	0.00	804,735,596	295,680,926	736,794,200	131,852,810.00	8,692,440	122,108,187.00	67,941,396	441,113,274.00
22103	R	Material Odontológico	400,000,000	0.00	0.00	400,000,000	189,840,331	242,659,468	168,043,071.00	0	162,747,009.00	157,340,533	52,819,137.00
22104	R	Material para Laboratorio y otros	1,096,358,642	228,356,089.00	0.00	1,324,714,731	928,166,334	1,179,378,697	525,859,565.00	3,000,000	273,387,303.00	145,336,034	251,212,363.00
222	E	CÓMPRA DE SERVICIOS PARA LA VENTA	20,000,000	20,000,000.00	0.00	40,000,000	20,000,000	20,000,000	2,797,285.00	0	0	20,000,000	0.00
22201	R	Control de Calidad	20,000,000	20,000,000.00	0.00	40,000,000	20,000,000	20,000,000	2,797,285.00	0	0	20,000,000	0.00
223	E	OTROS GASTOS DE OPERACION COMERCIAL	141,930,535	20,000,000.00	0.00	161,930,535	82,893,380	82,893,380	24,248,638.00	0	23,514,828.00	79,037,155	0.00
22301	R	Alimentación - Dietas	101,930,535	20,000,000.00	0.00	121,930,535	68,500,000	68,500,000	24,248,638.00	0	23,514,828.00	53,430,535	0.00
22302	R	Otros Gastos de Operación	40,000,000	0.00	0.00	40,000,000	14,393,380	14,393,380	0.00	0	0	25,606,620	0.00
224	R	CÓMPRA DE BIENES Y SERVICIOS DE OPERAC	695,670,631	0.00	499,652,879.00	196,017,752	196,017,752	196,017,752	146,088,732.00	0	146,088,732.00	0	0.00
226	R	VIGENCIAS EXPIRADAS-GASTOS DE OPERACIO	0	31,296,790.00	30,936,790.00	360,000	360,000	360,000	0.00	0	0	0	0.00
23	E	GASTOS DE INVERSION	14,082,132,790	87,486,111.00	87,486,111.00	14,082,132,790	3,260,519,725	3,260,519,725	836,768,736.00	0	836,768,736.00	10,821,613,066	0.00
231	E	PROGRAMAS DE INVERSION	12,776,789,706	79,108,850.00	0.00	12,855,898,556	2,056,285,491	2,056,285,491	0.00	0	0	10,799,613,065	0.00
23101	R	Infraestructura propia del Sector	9,822,220,481	2,089,000.00	0.00	9,824,309,481	2,056,285,491	2,056,285,491	0.00	0	0	7,768,024,000	0.00
23102	R	Dotación de Hospitales, centros y puestos de salud	2,954,569,216	77,019,850.00	0.00	3,031,589,066	0	0	0.00	0	0	3,031,589,066	0.00
232	R	INVERSION-VIGENCIA ANTERIOR	1,283,343,084	0.00	87,486,111.00	1,195,856,973	1,195,856,973	1,195,856,973	836,768,736.00	0	836,768,736.00	0	0.00
233	R	VIGENCIAS EXPIRADAS INVERSION	22,000,000	8,377,261.00	0.00	30,377,261	8,377,261	8,377,261	0.00	0	0	22,000,000	0.00
29	R	DISPONIBILIDAD FINAL	716,921,647	0.00	0.00	716,921,647	0	0	0.00	0	0	716,921,647	0.00

## Ejecución Presupuestal de Gastos Julio de 2020

Vigencia: 2020 Mes: Julio Rubros: 2 a 29 Sede: todas Decimales: 0

EMPRESA SOCIAL DEL ESTADO PASTO SALUD ESE - Nit: 900091143

Fecha de Impresión 16/10/2020

Page 1 of 3

Numeral	Tipo	Descripción	Presupuesto				Compromisos C	Disponibilidades G	Obligaciones	Pagos		Saldo de apropiación por ejecutar L=D-G	Disponibilidades Abiertas L=G-C
			Inicio	Adición Crédito	Reducción ContraCrédito	Definitivo				Del Mes	Total		
01	PASTO	SALUD ESE											
2	E	GASTOS	69,712,786,383	3,269,106,988.00	5,995,843,864.00	66,986,049,487	34,564,767,838	37,637,220,699	23,888,566,189.00	2,317,510,549	21,421,091,017.00	29,348,828,789	3,072,452,861.00
21	E	GASTOS DE FUNCIONAMIENTO	49,632,555,342	2,681,967,978.00	5,377,768,084.00	46,936,755,236	28,533,274,523	30,815,566,478	21,491,768,813.00	2,209,052,627	19,348,315,838.00	16,321,186,759	2,082,293,955.00
211	E	GASTOS DE PERSONAL	33,815,385,482	1,727,781,988.00	4,546,768,572.00	30,986,408,909	17,984,859,950	18,654,817,253	15,308,963,752.00	1,359,902,387	13,944,412,076.00	12,341,591,657	669,957,303.00
21101	E	SERVICIOS PERSONALES ASOCIADOS A LA NO	19,198,249,555	0.00	1,950,000,000.00	17,248,249,555	7,869,104,820	8,102,239,876	7,868,095,758.00	528,024,874	6,876,876,377.00	9,146,009,879	233,135,058.00
2110101	R	Sueldos	15,302,808,876	0.00	1,850,000,000.00	13,352,808,876	6,600,036,583	6,600,036,583	6,600,036,583.00	0	5,676,327,852.00	6,752,772,293	0.00
2110102	R	Bonificación Servicios Prestados	419,556,897	0.00	0.00	419,556,897	109,112,425	109,112,425	109,112,425.00	0	94,929,335.00	310,444,472	0.00
2110103	R	Prima de Servicios	562,506,034	0.00	0.00	562,506,034	493,542,898	493,542,898	493,542,898.00	475,809,021	493,542,898.00	68,963,136	0.00
2110104	R	Prima de Vacaciones	585,943,785	0.00	0.00	585,943,785	242,995,974	458,144,047	235,326,705.00	35,531,089	127,799,738	215,148,073.00	0.00
2110105	R	Prima de Navidad	1,220,716,220	0.00	0.00	1,220,716,220	18,211,158	18,211,158	18,211,158.00	6,508,456	18,211,158.00	1,202,505,062	0.00
2110106	R	Bonificación Especial de Recreación	69,310,871	0.00	0.00	69,310,871	28,002,607	46,989,590	28,106,445.00	4,305,080	28,106,445.00	22,321,281	17,986,983.00
2110107	R	Subsidio de alimentación	239,771,444	0.00	0.00	239,771,444	117,040,158	117,040,158	117,040,158.00	0	100,011,115.00	122,731,286	0.00
2110108	R	Auxilio de Transporte	364,859,726	0.00	0.00	364,859,726	184,650,334	184,650,334	184,650,334.00	0	158,151,717.00	180,209,392	0.00
2110109	R	Indemnización de Vacaciones	100,000,000	0.00	0.00	100,000,000	74,512,683	74,512,683	72,069,052.00	5,871,228	72,069,052.00	25,487,317	0.00
2110110	R	Otros Servicios Personales Asociados a la Nómina	332,775,702	0.00	0.00	332,775,702	0	0	0.00	0	0	332,775,702	0.00
21102	E	SERVICIOS PERSONALES INDIRECTOS	4,952,276,432	1,600,000,000.00	0.00	6,552,276,432	5,349,473,121	5,786,295,368	3,161,548,158.00	517,242,170	3,148,385,724.00	765,981,065	486,822,247.00
2110201	R	Servicios Personales Indirectos-Funcionamiento	3,952,276,432	1,600,000,000.00	0.00	5,552,276,432	4,949,064,385	5,385,886,632	3,161,548,158.00	517,242,170	3,148,385,724.00	166,389,801	486,822,247.00
2110202	R	Servicios Personales Indirectos-Intervenciones Colectivas	1,000,000,000	0.00	0.00	1,000,000,000	400,408,736	400,408,736	0.00	0	0	599,591,264	0.00
21103	E	CONTRIBUCIONES NOMINA	6,999,255,952	0.00	499,726,214.00	6,099,529,738	3,869,928,826	3,869,928,826	3,869,928,826.00	314,635,343	3,299,958,965.00	2,429,800,912	0.00
2110301	R	Caja de Compensación Familiar	640,800,351	0.00	0.00	640,800,351	296,089,700	296,089,700	296,089,700.00	39,331,800	247,573,200.00	344,710,651	0.00
2110302	R	Aportes Previsión Social en Salud	1,146,063,448	0.00	0.00	1,146,063,448	774,945,960	774,945,960	774,945,960.00	83,307,857	653,192,518.00	371,117,489	0.00
2110303	R	Riesgos Profesionales	311,086,593	0.00	0.00	311,086,593	125,936,500	125,936,500	125,936,500.00	17,683,400	109,500,000.00	185,150,093	0.00
2110304	R	Aportes Cesantías e intereses a las cesantías	2,082,333,193	0.00	499,726,214.00	1,582,606,979	1,266,161,937	1,266,161,937	1,266,161,937.00	7,340,208	1,266,161,937.00	316,445,042	0.00
2110305	R	Aportes Previsión Social en Pensiones	1,617,971,928	0.00	0.00	1,617,971,928	836,526,529	836,526,529	836,526,529.00	117,789,378	713,947,210.00	781,445,399	0.00
2110306	R	Servicio Nacional de Aprendizaje SENA	320,400,175	0.00	0.00	320,400,175	148,161,900	148,161,900	148,161,900.00	19,680,500	123,880,400.00	172,238,275	0.00
2110307	R	Instituto Colombiano de Bienestar Familiar ICBF-	480,600,263	0.00	0.00	480,600,263	222,106,300	222,106,300	222,106,300.00	29,502,500	185,703,700.00	258,483,863	0.00
21104	R	GASTOS DE PERSONAL-VIGENCIA ANTERIOR	3,065,803,552	0.00	2,036,375,468.00	1,029,228,084	1,029,228,084	1,029,228,084	619,391,010.00	0	619,391,010.00	0	0.00
21106	R	VIGENCIAS EXPIRADAS GASTOS DE PERSONA	0	127,791,989.00	50,666,890.00	67,125,099	67,125,099	67,125,099	0.00	0	0	0	0.00
212	E	GASTOS GENERALES	12,512,837,290	833,286,324.00	699,087,047.00	12,747,016,567	9,222,106,830	10,634,443,282	5,231,551,293.00	849,150,240	4,822,744,131.00	2,112,573,284	1,412,336,652.00
21201	E	ADQUISICION DE BIENES	1,711,959,036	100,000,000.00	0.00	1,811,959,036	1,146,440,376	1,676,503,667	586,179,167.00	153,808,339	402,073,005.00	135,455,369	530,063,291.00
2120101	R	Materiales y Suministros	238,203,200	30,000,000.00	0.00	268,203,200	164,904,161	267,091,216	67,353,147.00	0	50,134,529.00	1,111,984	102,187,065.00
2120102	R	Compra de Equipos	857,304,800	0.00	0.00	857,304,800	564,381,221	782,729,232	374,000,833.00	85,021,440	209,285,480.00	74,575,568	218,348,011.00
2120103	R	Dotación de Personal	299,183,219	0.00	0.00	299,183,219	165,402,920	299,183,219	0.00	0	0	0	133,780,299.00
2120104	R	Combustibles y Lubricantes	132,000,000	10,000,000.00	0.00	142,000,000	67,500,000	132,000,000	31,073,112.00	0	31,073,112.00	10,000,000	64,500,000.00
2120105	R	Ropa Hospitalaria	75,000,000	60,000,000.00	0.00	135,000,000	113,752,075	125,000,000	113,752,075.00	68,886,899	111,579,874.00	10,000,000	11,247,925.00
2120106	R	Impresos	100,000,000	0.00	0.00	100,000,000	70,500,000	70,500,000	0.00	0	0	29,500,000	0.00
2120107	R	Otras adquisiciones de Bienes	10,267,817	0.00	0.00	10,267,817	0	0	0.00	0	0	10,267,817	0.00
21202	E	ADQUISICION DE SERVICIOS	8,557,448,104	562,500,000.00	162,500,000.00	8,957,448,104	6,157,164,015	7,039,437,376	2,820,283,967.00	497,743,944	2,693,653,819.00	1,918,010,728	882,273,361.00
2120201	E	Mantenimiento	3,546,305,791	0.00	0.00	3,546,305,791	2,206,673,582	2,339,019,168	413,264,088.00	101,800,909	394,380,290.00	1,207,286,623	132,345,586.00
212020101	E	Mantenimiento Hospitalario	3,396,305,791	0.00	0.00	3,396,305,791	2,131,673,582	2,189,019,168	372,369,088.00	69,645,909	353,485,290.00	1,207,286,623	57,345,586.00
21202010101	R	MH. Infraestructura	1,976,305,791	0.00	0.00	1,976,305,791	1,155,650,744	1,196,193,530	215,035,647.00	69,845,909	208,915,131.00	780,112,261	40,542,788.00
21202010102	R	MH. Equipo Biomedico	600,000,000	0.00	0.00	600,000,000	356,764,094	373,566,894	77,810,665.00	0	72,300,558.00	226,433,106	16,802,800.00
21202010103	R	MH. Equipo Industrial y de Uso Hospitalario	190,000,000	0.00	0.00	190,000,000	74,258,744	74,258,744	13,826,120.00	0	13,826,120.00	115,741,256	0.00
21202010104	R	MH. Equipo de Comunicaciones y Sistemas	400,000,000	0.00	0.00	400,000,000	400,000,000	400,000,000	65,696,656.00	0	58,443,481.00	0	0.00
21202010105	R	MH. Equipo de Uso Administrativo	230,000,000	0.00	0.00	230,000,000	145,000,000	145,000,000	0.00	0	0	85,000,000	0.00
212020102	R	Mantenimiento de Otros Bienes	150,000,000	0.00	0.00	150,000,000	75,000,000	150,000,000	40,895,000.00	32,155,000	40,895,000.00	0	75,000,000.00
2120202	R	Servicios Públicos	569,205,819	0.00	0.00	569,205,819	252,232,306	521,000,000	251,510,605.00	32,314,526	239,752,137.00	48,205,819	269,767,694.00
2120203	R	Comunicaciones y Transporte	194,001,318	295,000,000.00	0.00	489,001,318	319,580,000	469,580,000	268,928,150.00	71,120,000	218,841,550.00	19,421,318	150,000,000.00
2120204	R	Arrendamientos	26,170,195	0.00	0.00	26,170,195	8,759,384	14,022,584	6,281,450.00	0	4,777,550.00	12,147,611	5,263,200.00
2120205	R	Viáticos y Gastos de viaje	23,820,320	0.00	0.00	23,820,320	1,919,883	1,919,883	1,919,883.00	0	1,919,883.00	21,900,437	0.00
2120206	R	Publicidad, Impresos y Publicaciones	182,082,526	10,000,000.00	0.00	192,082,526	186,000,000	179,200,000	26,311,789.00	0	25,822,704.00	12,882,526	13,200,000.00

Ejecución Presupuestal de Gastos Julio de 2020

Vigencia: 2020 Mes: Julio Rubros: 2 a 29 Sede: todas Decimales: 0

EMPRESA SOCIAL DEL ESTADO PASTO SALUD ESE - Nit: 900091143


Fecha de Impresión 02/09/2020

Page 3 of 3


Saldo de  
apropiación  
por ejecutar  
L=D - G

Disponibilidades  
Abiertas  
L= G - C

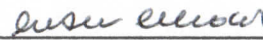
Numeral	Tipo	Descripción	Presupuesto			Compromisos C	Disponibilidades G	Obligaciones	Pagos		Saldo de apropiación por ejecutar L=D - G	Disponibilidades Abiertas L= G - C
			Inicio	Adición Crédito	Reducción ContraCrédito				Definitivo	Del Mes		



Myriam Ruth Bolaños Delgado  
Profesional Universitario Presupuesto



Mario Fernando Bravo Cabrera  
Subgerente Financiera y Comercial



Ana Belen Arteaga Torres  
Gerencia

EMPRESA SOCIAL DEL ESTADO PASTO SALUD ESE NIT 900091143.9  
ANALISIS DE RESULTADO DE INDICADORES JULIO 2020

NOMBRE	VARIABLES	META	FUENTES	DATOS - INDICADOR				ANALISIS RESULTADO
				2020		2019		
Resultado Equilibrio presupuestal con Recaudo	Valor de la ejecucion de ingresos totales recaudados en al vigencia (incluye recaudo de CxC de vigencias anteriores)/ valor de la ejecucion de gastos coprometidos incluyendo CxP de vigencias anteriores.	> ó = 1,00	Ejecucion presupuestal	\$ 46.145.864.009,00	1,34	\$ 43.081.048.218,00	1,17	informacion a 31 de JULIO de 2020, el resultado del indicador muestra que el total del recaudo por concepto de ingresos representa el 134% del total de los gastos comprometidos.
				\$ 34.564.767.839,00		\$ 36.722.187.316,00		
Superávit o Déficit presupuestal	Valor de la ejecucion de ingresos totales reconocidos en la vigencia (incluye recaudo de CxC de vigencias anteriores)/ valor de la ejecucion de gastos coprometidos incluyendo CxP de vigencias anteriores	> ó = 1,00	Ejecucion presupuestal	\$ 53.743.538.970,00	1,55	\$ 49.590.044.742,00	1,35	informacion a 31 DE JULIO de 2020, el resultado del indicador muestra que para financiar el 100% de los compromisos se cuenta con el 155% en reconocimientos de ingresos a JULIO de 2020.
				\$ 34.564.767.839,00		\$ 36.722.187.316,00		
% DE EJECUCION DE INGRESOS	Valor de la ejecucion de ingresos totales recaudados la vigencia (incluye recaudo de CxC de vigencias anteriores)/ valor de la apropiación definitiva de ingresos	100%	Ejecucion presupuestal	\$ 46.145.864.009,00	0,69	\$ 43.081.048.218,00	0,81	informacion a 31 de JULIO de 2020, el resultado del indicador muestra que el total del Presupuesto de ingresos aprobado se ha ejecutado en un 69%.
				\$ 66.986.049.487,00		\$ 53.430.573.652,00		
% DE EJECUCION DE GASTOS	Valor de la ejecucion de gastos totales comprometidos en la vigencia / valor de la apropiación definitiva de Gastos	100%	Ejecucion presupuestal	\$ 34.564.767.839,00	0,52	\$ 36.722.187.316,00	0,69	informacion a 31 de JULIO de 2020, el resultado del indicador mide el nivel de gastos comprometidos con relación al total del presupuesto que corresponde al 52%.
				\$ 66.986.049.487,00		\$ 53.430.573.652,00		

San Juan de Pasto, 31 de julio de 2020

  
MYRIAM RUTH BOLAÑOS DELGADO  
Profesional Universitario Presupuesto

