



Numeral	Descripcion	Presupuesto						Reconocimientos			Recaudos			Saldo de Apropriacion por Ejecutar	Saldo por Recaudar
		Inicio	Tralados		Adición (-) Reducción	Definitivo	Anterior	Del Mes	Total	Anterior	Del Mes	Total			
			Creditos	Contracrédito											
01 PASTO SALUD ESE															
1	Ingresos	60,337,499,117	0	0	27,285,616,200	87,623,115,317	84,429,695,169	7,025,791,503	91,455,486,672	77,633,541,081	6,702,798,667	84,336,339,748	-3,832,371,355	7,119,146,924	
1.0	Disponibi	2,267,580,909	0	0	8,876,374,729	11,143,955,638	11,143,955,638	0	11,143,955,638	11,143,955,638	0	11,143,955,638	0	0	
1.0.02	Bancos	2,267,580,909	0	0	8,876,374,729	11,143,955,638	11,143,955,638	0	11,143,955,638	11,143,955,638	0	11,143,955,638	0	0	
1.0.02.02.01	DI Desti	0	0	0	3,441,547,289	3,441,547,289	3,441,547,289	0	3,441,547,289	3,441,547,289	0	3,441,547,289	0	0	
1.0.02.02.02	DI Recur	0	0	0	5,434,827,440	5,434,827,440	5,434,827,440	0	5,434,827,440	5,434,827,440	0	5,434,827,440	0	0	
1.0.02.02.03	Disponibi	2,267,580,909	0	0	0	2,267,580,909	2,267,580,909	0	2,267,580,909	2,267,580,909	0	2,267,580,909	0	0	
1.1	Ingresos	57,984,341,762	0	0	17,500,675,382	75,485,017,144	71,970,018,719	6,959,396,051	78,929,414,770	65,173,864,631	6,636,403,215	71,810,267,846	-3,444,397,626	7,119,146,924	
1.1.02	Ingresos	57,984,341,762	0	0	17,500,675,382	75,485,017,144	71,970,018,719	6,959,396,051	78,929,414,770	65,173,864,631	6,636,403,215	71,810,267,846	-3,444,397,626	7,119,146,924	
1.1.02.05	Venta de	57,453,541,162	0	0	17,500,675,382	74,954,216,544	71,335,825,521	6,783,814,295	78,119,639,816	64,618,187,525	6,472,989,600	71,091,177,125	-3,165,423,272	7,028,462,691	
1.1.02.05.001	Ventas d	57,453,541,162	0	0	17,500,675,382	74,954,216,544	71,335,825,521	6,783,814,295	78,119,639,816	64,618,187,525	6,472,989,600	71,091,177,125	-3,165,423,272	7,028,462,691	
1.1.02.05.001.09	Servicios	57,453,541,162	0	0	17,500,675,382	74,954,216,544	71,335,825,521	6,783,814,295	78,119,639,816	64,618,187,525	6,472,989,600	71,091,177,125	-3,165,423,272	7,028,462,691	
1.1.02.05.001.09.02	VENTA D	57,453,541,162	0	0	17,500,675,382	74,954,216,544	71,335,825,521	6,783,814,295	78,119,639,816	64,618,187,525	6,472,989,600	71,091,177,125	-3,165,423,272	7,028,462,691	
1.1.02.05.001.09.02.01	REGIME	52,098,003,083	0	0	16,437,881,052	68,535,884,135	65,966,022,640	6,516,939,151	72,482,961,791	61,045,560,198	6,168,556,761	67,214,116,959	-3,947,077,656	5,268,844,832	
1.1.02.05.001.09.02.01.01	Régimen	43,828,430,210	0	0	14,000,000,000	57,828,430,210	56,042,003,521	5,466,116,274	61,508,119,795	51,121,541,079	5,117,733,884	56,239,274,963	-3,679,689,585	5,268,844,832	
1.1.02.05.001.09.02.01.02	Régimen	8,269,572,873	0	0	2,437,881,052	10,707,453,925	9,924,019,119	1,050,822,877	10,974,841,996	9,924,019,119	1,050,822,877	10,974,841,996	-267,388,071	0	
1.1.02.05.001.09.02.02	REGIME	2,148,562,028	0	0	0	2,148,562,028	3,186,751,795	220,065,338	3,406,817,133	1,883,117,650	44,740,206	1,927,857,856	-1,258,255,105	1,478,959,277	
1.1.02.05.001.09.02.02.01	Régimen	1,341,711,498	0	0	0	1,341,711,498	2,267,099,232	219,505,912	2,486,605,144	963,465,087	44,180,780	1,007,645,867	-1,144,893,646	1,478,959,277	
1.1.02.05.001.09.02.02.02	Régimen	806,850,530	0	0	0	806,850,530	919,652,563	559,426	920,211,989	919,652,563	559,426	920,211,989	-113,361,459	0	
1.1.02.05.001.09.02.03	PROMO	1,373,253,880	0	0	759,785,479	2,133,039,359	1,162,500,000	0	1,162,500,000	937,500,000	225,000,000	1,162,500,000	970,539,359	0	
1.1.02.05.001.09.02.03.01	P y P Int	1,373,253,880	0	0	759,785,479	2,133,039,359	1,162,500,000	0	1,162,500,000	937,500,000	225,000,000	1,162,500,000	970,539,359	0	
1.1.02.05.001.09.02.03.02	P y P Int	0	0	0	0	0	0	0	0	0	0	0	0	0	
1.1.02.05.001.09.02.05	SOAT - E	134,319,931	0	0	0	134,319,931	139,770,681	9,187,483	148,958,164	92,693,234	7,861,249	100,554,483	-14,638,233	48,403,681	
1.1.02.05.001.09.02.05.01	SOAT - E	75,741,091	0	0	0	75,741,091	114,605,221	9,187,483	123,792,704	67,527,774	7,861,249	75,389,023	-48,051,613	48,403,681	
1.1.02.05.001.09.02.05.02	SOAT - E	58,578,840	0	0	0	58,578,840	25,165,460	0	25,165,460	25,165,460	0	25,165,460	33,413,380	0	
1.1.02.05.001.09.02.18	ADRES	76,904,027	0	0	0	76,904,027	131,113,407	9,904,012	141,017,419	25,388,768	6,728,895	32,117,663	-64,113,392	108,899,756	
1.1.02.05.001.09.02.18.01	ADRES V	13,512,704	0	0	0	13,512,704	109,546,272	6,293,962	115,840,234	3,821,633	3,118,845	6,940,478	-102,327,530	108,899,756	
1.1.02.05.001.09.02.18.02	ADRES V	63,391,323	0	0	0	63,391,323	21,567,135	3,610,050	25,177,185	21,567,135	3,610,050	25,177,185	38,214,138	0	
1.1.02.05.001.09.02.19	OTRAS E	965,837,545	0	0	134,101,024	1,099,938,569	262,868,696	6,719,037	269,587,733	218,723,959	1,228,484	219,952,443	830,350,836	49,635,290	
1.1.02.05.001.09.02.19.01	OTRAS E	930,007,666	0	0	0	930,007,666	84,853,794	6,719,037	91,572,831	40,709,057	1,228,484	41,937,541	838,434,835	49,635,290	
1.1.02.05.001.09.02.19.02	OTRAS E	35,829,879	0	0	134,101,024	169,930,903	178,014,902	0	178,014,902	178,014,902	0	178,014,902	-8,083,999	0	
1.1.02.05.001.09.02.20	OTRAS V	656,660,667	0	0	168,907,827	825,568,494	486,798,302	20,999,274	507,797,576	415,203,716	18,874,005	434,077,721	317,770,918	73,719,855	
1.1.02.05.001.09.02.20.01	OTRAS V	638,249,199	0	0	0	638,249,199	299,479,006	20,999,274	320,478,280	227,884,420	18,874,005	246,758,425	317,770,919	73,719,855	
1.1.02.05.001.09.02.20.02	OTRAS V	18,411,469	0	0	168,907,827	187,319,296	187,319,296	0	187,319,296	187,319,296	0	187,319,296	0	0	
1.1.02.06	Transfere	530,800,600	0	0	0	530,800,600	634,193,198	175,581,756	809,774,954	555,677,106	163,413,615	719,090,721	-278,974,354	90,684,233	
1.1.02.06.007	Subvenci	530,800,600	0	0	0	530,800,600	634,193,198	175,581,756	809,774,954	555,677,106	163,413,615	719,090,721	-278,974,354	90,684,233	


 Myriam Ruth Bolaños Delgado
 Profesional Universitario Presupuesto_


 Sebastián Granja Ordoñez
 Gerente(E)


 Alfonso Ernesto Hidalgo Lopez
 Subgerencia Financiera y Comercial

Numeral	Descripcion	Presupuesto					Reconocimientos			Recaudos			Saldo de Apropriacion por Ejecutar	Saldo por Recaudar
		Inicio	Tralados		Adición (-) Reducción	Definitivo	Anterior	Del Mes	Total	Anterior	Del Mes	Total		
			Créditos	Contracrédito										
1.1.02.06.007.02	Empresa	530,800,600	0	0	0	530,800,600	634,193,198	175,581,756	809,774,954	555,677,106	163,413,615	719,090,721	-278,974,354	90,684,233
1.1.02.06.007.02.08	Transfere	530,800,600	0	0	0	530,800,600	634,193,198	175,581,756	809,774,954	555,677,106	163,413,615	719,090,721	-278,974,354	90,684,233
1.2	Recursos	85,576,446	0	0	908,566,089	994,142,535	1,315,720,812	66,395,452	1,382,116,264	1,315,720,812	66,395,452	1,382,116,264	-387,973,729	0
1.2.05	Rendimie	85,576,446	0	0	0	85,576,446	407,154,723	66,395,452	473,550,175	407,154,723	66,395,452	473,550,175	-387,973,729	0
1.2.05.02	Depósito	85,576,446	0	0	0	85,576,446	407,154,723	66,395,452	473,550,175	407,154,723	66,395,452	473,550,175	-387,973,729	0
1.2.08	Transfere	0	0	0	908,566,089	908,566,089	908,566,089	0	908,566,089	908,566,089	0	908,566,089	0	0
1.2.08.06	De otras c	0	0	0	908,566,089	908,566,089	908,566,089	0	908,566,089	908,566,089	0	908,566,089	0	0
1.2.08.06.002	Condicio	0	0	0	908,566,089	908,566,089	908,566,089	0	908,566,089	908,566,089	0	908,566,089	0	0
Total		60,337,499,117	0	0	27,285,616,200	87,623,115,317	84,429,695,169	7,025,791,503	91,455,486,672	77,633,541,081	6,702,798,667	84,336,339,748	-3,832,371,355	7,119,146,92


 Myriam Ruth Bolaños Delgado
 Profesional Universitario Presupuesto_


 Sebastian Graña Ordoñez
 Gerente(E)


 Alfonso Ernesto Hidalgo Lopez
 Subgerencia Financiera y Comercial

EMPRESA SOCIAL DEL ESTADO PASTO SALUD ESE NIT 900091143.9
ANALISIS DE RESULTADO DE INDICADORES PRESUPUESTALES NOVIEMBRE 2023

NOMBRE	VARIABLES	META	FUENTES	DATOS - INDICADOR		ANALISIS RESULTADO		
				2023	2022			
RESULTADO EQUILIBRIO PRESUPUESTAL CON RECAUDO	Valor de la ejecucion de ingresos totales recaudados en la vigencia (incluye recaudo de CxC de vigencias anteriores)/ valor de la ejecucion de gastos coprometidos incluyendo CxP de vigencias anteriores.	> ó = 1,00	Ejecucion presupuestal	\$ 84,336,339,748.00	\$ 67,270,989,838.00	1.08	1.00	Informacion a 30 de NOVIEMBRE de 2023, el resultado del indicador muestra que el total del recaudo por concepto de ingresos representa el 1.08 del total de los gastos comprometidos.
				\$ 78,152,531,414.00	\$ 67,014,400,030.00			
SUPERAVIT O DEFICIT PRESUPUESTAL	Valor de la ejecucion de ingresos totales reconocidos en la vigencia (incluye recaudo de CxC de vigencias anteriores)/ valor de la ejecucion de gastos coprometidos incluyendo CxP de vigencias anteriores.	> ó = 1,00	Ejecucion presupuestal	\$ 91,455,486,672.00	\$ 88,512,112,237.00	1.17	1.32	Informacion a 30 de NOVIEMBRE de 2023, el resultado del indicador muestra que para financiar el 100% de los compromisos se cuenta con el 1.17 en reconocimientos de ingresos a NOVIEMBRE de 2023.
				\$ 78,152,531,414.00	\$ 67,014,400,030.00			
% DE EJECUCION DE INGRESOS	Valor de la ejecucion de ingresos totales recaudados de la vigencia (incluye recaudo de CxC de vigencias anteriores)/ valor de la apropiación definitiva de ingresos	100%	Ejecucion presupuestal	\$ 84,336,339,748.00	\$ 67,270,989,838.00	96%	91%	Informacion a 30 de NOVIEMBRE de 2023, el resultado del indicador muestra que del total del Presupuesto de ingresos aprobado se ha ejecutado en un 96%.
				\$ 87,523,115,317.00	\$ 74,107,712,281.00			
% DE EJECUCION DE GASTOS	Valor de la ejecucion de gastos totales comprometidos en la vigencia / valor de la apropiación definitiva de Gastos	100%	Ejecucion presupuestal	\$ 78,152,531,414.00	\$ 67,014,400,030.00	89%	90%	Informacion a 30 de NOVIEMBRE de 2023, el resultado del indicador mide el nivel de gastos comprometidos con relación al total del presupuesto que corresponde al 89%.
				\$ 87,523,115,317.00	\$ 74,107,712,281.00			

San Juan de Pasto, 15 de enero de 2024



MYRIAM RUTH BOLAÑOS DELGADO
Profesional Universitario Presupuesto

Numeral	Tipo	Descripcion	Presupuesto				Compromisos C	Disponibilidades G	Obligaciones	Pagos		Saldo de apropiación por ejecutar L=D - G	Disponibilidades Abiertas L= G - C
			Inicio	Adición Crédito	Reducción ContraCrédito	Definitivo				Del Mes	Total		
01 PASTO SALUD ESE													
2	E	Gastos	60,337,499,11934,547,323,257	7,261,707,058	87,623,115,318	78,152,531,414	79,823,461,807	67,935,016,749	7,358,192,974	65,917,831,719	7,799,653,511	1,670,930,393	
2.1	E	Funcionamient	28,504,552,67822,211,986,357	3,234,140,970	47,482,398,065	42,510,812,404	43,384,528,321	37,808,416,961	3,680,000,516	37,116,225,915	4,097,869,744	873,715,917	
2.1.1	E	Gastos de pe	10,955,638,980	826,206,316	871,800,000	10,910,045,296	8,790,483,704	8,900,490,749	8,777,740,131	804,290,401	8,684,818,026	2,009,554,547	110,007,045
2.1.1.01	E	Planta de pers	7,587,099,541	685,406,316	660,000,000	7,612,505,857	6,263,295,637	6,321,070,247	6,251,689,920	594,977,207	6,200,896,665	1,291,435,610	57,774,610
2.1.1.01.01	E	Factores cons	5,401,843,642	621,000,000	450,000,000	5,572,843,642	4,721,043,512	4,743,024,210	4,715,450,450	411,788,842	4,715,450,450	829,819,432	21,980,698
2.1.1.01.01.001	E	Factores sala	5,401,843,642	621,000,000	450,000,000	5,572,843,642	4,721,043,512	4,743,024,210	4,715,450,450	411,788,842	4,715,450,450	829,819,432	21,980,698
2.1.1.01.01.001.01.01	R	Sueldo básico	4,513,908,697	180,000,000	150,000,000	4,543,908,697	4,164,359,359	4,164,359,359	4,164,359,359	371,921,582	4,164,359,359	379,549,338	0
2.1.1.01.01.001.02.01	R	Horas extras, d	6,943,853	0	0	6,943,853	6,001,865	6,001,865	6,001,865	691,333	6,001,865	941,988	0
2.1.1.01.01.001.04.01	R	Subsidio de a	15,900,376	3,000,000	0	18,900,376	15,817,126	15,817,126	15,817,126	2,622,199	15,817,126	3,083,250	0
2.1.1.01.01.001.05.01	R	Auxilio de tran	23,922,937	7,000,000	0	30,922,937	27,146,338	27,146,338	27,146,338	2,521,534	27,146,338	3,776,599	0
2.1.1.01.01.001.06.01	R	Prima de serv	112,027,307	90,000,000	0	202,027,307	201,696,569	201,696,569	201,696,569	346,673	201,696,569	330,738	0
2.1.1.01.01.001.07.01	R	Bonificación p	139,483,676	3,000,000	0	142,483,676	131,575,880	131,575,880	131,575,880	10,520,646	131,575,880	10,907,796	0
2.1.1.01.01.001.08	E	Prestaciones s	589,656,796	338,000,000	300,000,000	627,656,796	174,446,375	196,427,073	168,853,313	23,164,875	168,853,313	431,229,723	21,980,698
2.1.1.01.01.001.08.01.01	R	Prima de navi	404,725,521	335,000,000	300,000,000	439,725,521	8,834,084	8,834,084	8,834,084	8,035,675	8,834,084	430,891,437	0
2.1.1.01.01.001.08.02.01	R	Prima de vaca	184,931,275	3,000,000	0	187,931,275	165,612,291	187,592,989	160,019,229	15,129,200	160,019,229	338,286	21,980,698
2.1.1.01.02	E	Contribucione	1,375,685,100	0	93,000,000	1,282,685,100	957,222,807	957,222,807	957,222,807	74,641,885	909,476,777	325,462,293	0
2.1.1.01.02.001.01	R	Aportes a la s	354,155,901	0	20,000,000	334,155,901	258,747,561	258,747,561	258,747,561	26,677,009	238,107,640	75,408,340	0
2.1.1.01.02.002.01	R	Aportes a la s	250,860,910	0	0	250,860,910	180,744,714	180,744,714	180,744,714	18,822,562	165,995,225	70,116,196	0
2.1.1.01.02.003.01	R	Aportes de ce	30,000,000	0	0	30,000,000	1,705,518	1,705,518	1,705,518	1,705,518	1,705,518	28,294,482	0
2.1.1.01.02.003.02	R	Aportes de ce	379,611,426	0	73,000,000	306,611,426	263,874,549	263,874,549	263,874,549	2,668,215	263,874,549	42,736,877	0
2.1.1.01.02.004.01	R	Aportes a caj	131,668,892	0	0	131,668,892	93,783,072	93,783,072	93,783,072	8,975,747	89,226,511	37,885,820	0
2.1.1.01.02.005.01	R	Aportes gener	64,703,664	0	0	64,703,664	41,113,107	41,113,107	41,113,107	4,569,872	39,012,706	23,590,557	0
2.1.1.01.02.006.01	R	Aportes al ICB	98,849,724	0	0	98,849,724	70,339,659	70,339,659	70,339,659	6,733,247	66,920,840	28,510,065	0
2.1.1.01.02.007.01	R	Aportes al SEN	65,834,583	0	0	65,834,583	46,914,627	46,914,627	46,914,627	4,489,715	44,633,788	18,919,956	0
2.1.1.01.03	E	Remuneracion	809,570,799	64,406,316	117,000,000	756,977,115	585,029,318	620,823,230	579,016,663	108,546,480	575,969,438	136,153,885	35,793,912
2.1.1.01.03.001	E	Prestaciones s	392,476,708	40,000,000	117,000,000	315,476,708	223,872,624	238,199,239	223,190,058	19,633,663	223,190,058	77,277,469	14,326,615
2.1.1.01.03.001.01.01	R	Vacaciones	279,988,571	0	117,000,000	162,988,571	134,231,273	134,231,273	134,231,273	11,869,193	134,231,273	28,757,298	0
2.1.1.01.03.001.02.01	R	Indemnización	87,845,952	40,000,000	0	127,845,952	69,714,194	79,613,614	69,714,194	6,145,381	69,714,194	48,232,338	9,899,420
2.1.1.01.03.001.03.01	R	Bonificación e	24,642,185	0	0	24,642,185	19,927,157	24,354,352	19,244,591	1,619,089	19,244,591	287,833	4,427,195
2.1.1.01.03.020	E	Estimulos a l	417,094,091	24,406,316	0	441,500,407	361,156,694	382,623,991	355,826,605	88,912,817	352,779,380	58,876,416	21,467,297
2.1.1.01.03.020.01.01	R	Bienestar Soci	417,094,091	0	0	417,094,091	338,385,878	359,853,175	333,055,789	88,912,817	330,008,564	57,240,916	21,467,297
2.1.1.01.03.020.02.01	R	Bienestar soci	0	24,406,316	0	24,406,316	22,770,816	22,770,816	22,770,816	0	22,770,816	1,635,500	0
2.1.1.02	E	Personal supe	3,368,539,439	140,800,000	211,800,000	3,297,539,439	2,527,188,067	2,579,420,502	2,526,050,211	209,313,194	2,483,921,361	718,118,937	52,232,435
2.1.1.02.01	E	Factores cons	2,126,780,035	120,000,000	211,000,000	2,035,780,035	1,627,758,238	1,669,673,881	1,626,732,156	134,060,104	1,626,732,156	366,106,154	41,915,643
2.1.1.02.01.001	E	Factores sala	2,126,780,035	120,000,000	211,000,000	2,035,780,035	1,627,758,238	1,669,673,881	1,626,732,156	134,060,104	1,626,732,156	366,106,154	41,915,643
2.1.1.02.01.001.01.01	R	Sueldo básico	1,441,270,373	0	56,000,000	1,385,270,373	1,256,564,055	1,256,564,055	1,256,564,055	111,433,884	1,256,564,055	128,706,318	0
2.1.1.02.01.001.02.01	R	Horas extras, d	68,527,488	0	0	68,527,488	47,835,615	47,835,615	47,835,615	3,696,519	47,835,615	20,691,873	0
2.1.1.02.01.001.04.01	R	Subsidio de a	84,317,112	0	0	84,317,112	64,687,045	64,687,045	64,687,045	5,789,702	64,687,045	19,630,067	0
2.1.1.02.01.001.05.01	R	Auxilio de tran	126,550,944	0	0	126,550,944	109,256,109	109,256,109	109,256,109	9,903,347	109,256,109	17,294,835	0
2.1.1.02.01.001.06.01	R	Prima de serv	76,060,938	0	0	76,060,938	58,653,699	58,653,699	58,653,699	0	58,653,699	17,407,239	0

Ejecución Presupuestal de Gastos Noviembre de 2023

EMPRESA SOCIAL DEL ESTADO PASTO SALUD ESE - Nit: 900091143

Vigencia: 2023 Mes: Noviembre Rubros: 2 a 2 Sede: todas Decimales: 0

Fecha de Impresión 16/01/2024

Page 3 of 8

Numeral	Tipo	Descripcion	Presupuesto				Compromisos C	Disponibilidades G	Obligaciones	Pagos		Saldo de apropiación por ejecutar L=D - G	Disponibilidades Abiertas L= G - C
			Inicio	Adición Crédito	Reducción ContraCrédito	Definitivo				Del Mes	Total		
2.1.2.01.01.004	E	Activos fijos n	188,493,324	11,170,517	0	199,663,841	70,330,014	199,610,194	56,764,014	29,783,268	54,034,235	53,648	129,280,180
2.1.2.01.01.004.01	E	Muebles, ins	188,493,324	11,170,517	0	199,663,841	70,330,014	199,610,194	56,764,014	29,783,268	54,034,235	53,648	129,280,180
2.1.2.01.01.004.01.01	E	Muebles	188,493,324	11,170,517	0	199,663,841	70,330,014	199,610,194	56,764,014	29,783,268	54,034,235	53,648	129,280,180
2.1.2.01.01.004.01.01.04.01R	R	Otros muebles	188,493,324	0	0	188,493,324	59,159,497	188,439,677	45,593,497	29,783,268	42,863,718	53,647	129,280,180
2.1.2.01.01.004.01.01.04.02R	R	Otros muebles	0	11,170,517	0	11,170,517	11,170,517	11,170,517	11,170,517	0	11,170,517	1	0
2.1.2.02	E	Adquisiciones	15,467,325,380	19,606,787,639	1,089,540,970	33,984,572,049	32,646,084,095	33,254,292,112	28,081,531,148	2,785,185,492	27,503,953,695	730,279,937	608,208,017
2.1.2.02.01	E	Materiales y s	1,123,656,949	849,525,625	199,000,000	1,774,182,574	1,421,082,568	1,582,246,558	1,220,052,650	335,242,390	1,176,481,139	191,936,016	161,163,990
2.1.2.02.01.002	E	Productos ali	426,356,394	318,379,292	184,100,000	560,635,686	462,563,460	475,330,690	455,893,434	234,938,357	441,045,479	85,304,996	12,767,230
2.1.2.02.01.002.01.01	R	Dotación de P	342,191,394	0	20,100,000	322,091,394	309,232,770	322,000,000	303,292,762	234,938,357	288,444,807	91,394	12,767,230
2.1.2.02.01.002.01.02	R	Ropa Hospita	84,165,000	164,000,000	164,000,000	84,165,000	0	0	0	0	0	84,165,000	0
2.1.2.02.01.002.02.01	R	Dotación de p	0	97,773,543	0	97,773,543	96,724,941	96,724,941	95,994,925	0	95,994,925	1,048,602	0
2.1.2.02.01.002.02.02	R	Ropa Hospita	0	56,605,749	0	56,605,749	56,605,749	56,605,749	56,605,747	0	56,605,747	0	0
2.1.2.02.01.003	E	Otros bienes t	672,612,155	513,634,582	7,000,000	1,179,246,737	941,007,357	1,089,404,117	746,647,464	100,304,033	717,923,909	89,842,620	148,396,760
2.1.2.02.01.003.01	E	Otros bienes t	672,612,155	346,000,000	7,000,000	1,011,612,155	773,392,240	921,789,000	589,848,173	100,304,033	574,282,905	89,823,155	148,396,760
2.1.2.02.01.003.01.01	R	Materiales y S	376,913,444	211,000,000	0	587,913,444	428,492,240	564,789,000	395,828,466	68,398,684	386,959,593	23,124,444	136,296,760
2.1.2.02.01.003.01.02	R	Combustibles y	157,108,000	0	0	157,108,000	147,000,000	147,000,000	82,498,908	18,867,369	81,905,759	10,108,000	0
2.1.2.02.01.003.01.03	R	Impresos	120,094,477	135,000,000	0	255,094,477	186,900,000	199,000,000	100,520,799	2,701,045	95,080,618	56,094,477	12,100,000
2.1.2.02.01.003.01.04	R	Otras adquisic	18,496,234	0	7,000,000	11,496,234	11,000,000	11,000,000	11,000,000	10,336,935	10,336,935	496,234	0
2.1.2.02.01.003.02	E	Otros bienes t	0	167,634,582	0	167,634,582	167,615,117	167,615,117	156,799,291	0	143,641,004	19,465	0
2.1.2.02.01.003.02.01	R	Materiales y s	0	111,986,673	0	111,986,673	111,967,209	111,967,209	102,367,255	0	89,208,968	19,464	0
2.1.2.02.01.003.02.02	R	Combustibles y	0	29,059,462	0	29,059,462	29,059,461	29,059,461	28,040,284	0	28,040,284	1	0
2.1.2.02.01.003.02.03	R	Impresos	0	20,888,446	0	20,888,446	20,888,445	20,888,445	20,691,751	0	20,691,751	1	0
2.1.2.02.01.003.02.04	R	Otras adqusici	0	5,700,001	0	5,700,001	5,700,001	5,700,001	5,700,001	0	5,700,001	0	0
2.1.2.02.01.004	E	Productos met	24,688,400	17,511,751	7,900,000	34,300,151	17,511,751	17,511,751	17,511,751	0	17,511,751	16,788,400	0
2.1.2.02.01.004.01	R	Productos met	24,688,400	0	7,900,000	16,788,400	0	0	0	0	0	16,788,400	0
2.1.2.02.01.004.02	R	Productos met	0	17,511,751	0	17,511,751	17,511,751	17,511,751	17,511,751	0	17,511,751	0	0
2.1.2.02.02	E	Adquisición de	14,301,668,431	18,757,262,014	860,540,970	32,198,389,475	31,220,695,108	31,666,368,352	26,857,172,079	2,449,943,102	26,323,166,137	532,021,123	445,673,244
2.1.2.02.02.005	E	Servicios de la	1,850,000,000	1,338,580,866	0	3,188,580,866	3,091,387,091	3,187,081,823	2,416,717,922	159,396,245	2,314,073,044	1,499,043	95,694,732
2.1.2.02.02.005.01	E	Mantenimiento	1,850,000,000	1,338,580,866	0	3,188,580,866	3,091,387,091	3,187,081,823	2,416,717,922	159,396,245	2,314,073,044	1,499,043	95,694,732
2.1.2.02.02.005.01.01.01	R	MH. Infraestr	1,850,000,000	768,500,000	0	2,618,500,000	2,522,805,268	2,618,500,000	1,855,682,099	159,396,245	1,753,037,221	0	95,694,732
2.1.2.02.02.005.01.01.02	R	MH. Infraestr	0	570,080,866	0	570,080,866	568,581,823	568,581,823	561,035,823	0	561,035,823	1,499,043	0
2.1.2.02.02.006	E	Servicios de a	233,282,802	16,303,280	0	249,586,082	243,503,280	249,303,280	211,883,652	18,412,800	203,109,652	282,802	5,800,000
2.1.2.02.02.006.01.01	R	Transporte	233,282,802	0	0	233,282,802	227,200,000	233,000,000	195,587,200	18,412,800	186,813,200	282,802	5,800,000
2.1.2.02.02.006.02.01	R	Transporte	0	16,303,280	0	16,303,280	16,303,280	16,303,280	16,296,452	0	16,296,452	0	0
2.1.2.02.02.007	E	Servicios finan	617,664,301	2,422,063	0	620,086,364	601,193,069	601,193,069	599,137,583	394,400	599,137,583	18,893,295	0
2.1.2.02.02.007.01.01	R	Arrendamiento	6,065,301	0	0	6,065,301	4,732,800	4,732,800	3,944,000	394,400	3,944,000	1,332,501	0
2.1.2.02.02.007.01.02	R	Seguros	609,354,600	0	0	609,354,600	594,038,207	594,038,207	592,774,628	0	592,774,628	15,316,393	0
2.1.2.02.02.007.01.03	R	Gastos Financ	2,244,400	0	0	2,244,400	0	0	0	0	0	2,244,400	0
2.1.2.02.02.007.02.01	R	Arrendamiento	0	375,549	0	375,549	375,548	375,548	375,548	0	375,548	1	0
2.1.2.02.02.007.02.02	R	Seguros	0	2,046,514	0	2,046,514	2,046,514	2,046,514	2,043,406	0	2,043,406	0	0
2.1.2.02.02.008	E	Servicios prest	10,799,605,744	17,384,955,805	860,540,970	27,324,020,579	26,578,100,395	26,834,354,618	22,922,991,648	2,211,178,792	22,507,676,942	489,665,961	256,254,223
2.1.2.02.02.008.01	E	Servicios prest	9,359,605,744	16,520,947,643	860,540,970	25,020,012,417	24,338,658,944	24,582,238,386	21,431,823,379	2,154,070,761	21,201,258,181	437,774,031	243,579,442

Ejecución Presupuestal de Gastos Noviembre de 2023

EMPRESA SOCIAL DEL ESTADO PASTO SALUD ESE - Nit: 900091143

Vigencia: 2023 Mes: Noviembre Rubros: 2 a 2 Sede: todas Decimales: 0

Fecha de Impresión 16/01/2024

Page 4 of 8

Numeral	Tipo	Descripcion	Presupuesto				Compromisos C	Disponibilidades G	Obligaciones	Pagos		Saldo de apropiación por ejecutar L=D - G	Disponibilidades Abiertas L= G - C
			Inicio	Adición Crédito	Reducción ContraCrédito	Definitivo				Del Mes	Total		
2.1.2.02.02.008.01.01	R	Servicios Persc	3,198,157,126	12,584,000,000	0	15,782,157,126	15,685,398,210	15,747,240,142	14,212,600,805	1,455,644,370	14,085,338,008	34,916,984	61,841,932
2.1.2.02.02.008.01.02	E	Servicios prest	0	1,243,937,558	0	1,243,937,558	1,236,101,963	1,236,176,413	1,116,468,606	0	1,116,331,656	7,761,145	74,450
2.1.2.02.02.008.01.02.01	R	Servicios persc	0	642,771,226	0	642,771,226	635,010,082	635,010,082	555,807,552	0	555,807,552	7,761,144	0
2.1.2.02.02.008.01.02.03	R	Mantenimiento	0	51,624,900	0	51,624,900	51,624,900	51,624,900	27,697,770	0	27,697,770	0	0
2.1.2.02.02.008.01.02.04	R	Publicidad, im	0	71,485,438	0	71,485,438	71,485,438	71,485,438	66,569,440	0	66,569,440	0	0
2.1.2.02.02.008.01.02.05	R	Vigilancia	0	156,611,870	0	156,611,870	156,611,870	156,611,870	153,846,645	0	153,846,645	0	0
2.1.2.02.02.008.01.02.06	R	Capacitación	0	1,777,350	0	1,777,350	1,777,350	1,777,350	1,777,350	0	1,777,350	0	0
2.1.2.02.02.008.01.02.07	R	Seguridad y s	0	2,760,358	0	2,760,358	2,685,908	2,760,358	2,685,908	0	2,548,958	0	74,450
2.1.2.02.02.008.01.02.08	R	Gestión ambiei	0	16,715,793	0	16,715,793	16,715,793	16,715,793	13,831,788	0	13,831,788	0	0
2.1.2.02.02.008.01.02.09	R	Aseo	0	0	0	0	0	0	0	0	0	0	0
2.1.2.02.02.008.01.02.10	R	Sistematizació	0	250,395,266	0	250,395,266	250,395,266	250,395,266	245,298,757	0	245,298,757	0	0
2.1.2.02.02.008.01.02.11	R	Intervenciones	0	41,828,021	0	41,828,021	41,828,021	41,828,021	41,828,021	0	41,828,021	0	0
2.1.2.02.02.008.01.02.13	R	Alojamiento d	0	733,333	0	733,333	733,333	733,333	0	0	0	0	0
2.1.2.02.02.008.01.02.14	R	Comunicacion	0	6,855,267	0	6,855,267	6,855,267	6,855,267	6,803,937	0	6,803,937	0	0
2.1.2.02.02.008.01.02.15	R	Revisión técni	0	378,736	0	378,736	378,736	378,736	321,438	0	321,438	0	0
2.1.2.02.02.008.01.03	R	Mantenimiento	185,163,000	0	0	185,163,000	162,000,000	162,000,000	86,333,789	6,630,466	78,725,926	23,163,000	0
2.1.2.02.02.008.01.04	R	Publicidad, Im	310,050,311	200,000,000	89,500,000	420,550,311	343,224,239	380,110,350	245,555,073	18,383,823	235,311,228	40,439,961	36,886,111
2.1.2.02.02.008.01.05	R	Vigilancia	2,032,914,576	407,000,000	253,000,000	2,186,914,576	2,186,000,000	2,186,000,000	1,816,897,820	184,043,610	1,806,195,683	914,576	0
2.1.2.02.02.008.01.06	R	Capacitación	159,426,778	130,000,000	0	289,426,778	228,028,391	229,276,601	219,233,390	3,436,862	218,616,523	60,150,177	1,248,210
2.1.2.02.02.008.01.07	R	Seguridad y s	30,000,000	0	0	30,000,000	26,410,000	26,410,000	15,133,918	4,494,036	14,515,104	3,590,000	0
2.1.2.02.02.008.01.08	R	Gestión Ambie	231,741,488	146,800,000	0	378,541,488	371,741,432	371,741,488	342,426,316	29,612,603	336,232,447	6,800,000	56
2.1.2.02.02.008.01.09	R	Aseo	1,956,462,499	667,000,000	0	2,623,462,499	2,623,148,292	2,623,148,292	2,282,036,653	309,399,097	2,272,898,567	314,207	0
2.1.2.02.02.008.01.10	R	Sistematizació	738,563,235	350,000,000	11,900,000	1,076,663,235	954,967,651	1,029,888,089	848,134,534	96,579,870	798,888,724	46,775,146	74,920,438
2.1.2.02.02.008.01.11	R	Intervenciones	373,872,980	775,210,085	483,140,970	665,942,095	410,578,435	474,200,011	148,864,226	38,954,285	145,515,998	191,742,084	63,621,576
2.1.2.02.02.008.01.12	R	Gastos Judici	1,122,200	0	0	1,122,200	0	0	0	0	0	1,122,200	0
2.1.2.02.02.008.01.13	R	Alojamiento d	59,252,160	0	0	59,252,160	56,496,000	56,496,000	51,788,000	0	47,080,000	2,756,160	0
2.1.2.02.02.008.01.14	R	Comunicacion	44,888,000	0	0	44,888,000	42,000,000	42,000,000	35,871,070	6,891,739	35,309,265	2,888,000	0
2.1.2.02.02.008.01.15	R	Revisión técni	4,488,800	0	0	4,488,800	4,000,000	4,000,000	1,914,850	0	1,734,723	488,800	0
2.1.2.02.02.008.01.16	R	Firmas digita	3,366,600	0	0	3,366,600	0	0	0	0	0	3,366,600	0
2.1.2.02.02.008.01.17	R	Derechos de u	19,077,400	17,000,000	19,500,000	16,577,400	8,564,330	13,551,000	8,564,330	0	8,564,330	3,026,400	4,986,670
2.1.2.02.02.008.01.18	R	Verificaciones	11,058,591	0	3,500,000	7,558,591	0	0	0	0	0	7,558,591	0
2.1.2.02.02.008.02	E	Mantenimiento	1,440,000,000	864,008,162	0	2,304,008,162	2,239,441,451	2,252,116,232	1,491,168,269	57,108,031	1,306,418,761	51,891,930	12,674,781
2.1.2.02.02.008.02.01.01	R	MH. Equipo B	520,000,000	95,000,000	0	615,000,000	590,000,000	590,000,000	531,893,661	11,943,541	484,337,736	25,000,000	0
2.1.2.02.02.008.02.01.02	R	MH. Equipo I	130,000,000	125,000,000	0	255,000,000	217,325,818	229,999,999	97,131,919	7,155,000	45,116,855	25,000,001	12,674,181
2.1.2.02.02.008.02.01.03	R	MH. Equipo de	500,000,000	308,000,000	0	808,000,000	807,999,400	808,000,000	398,034,919	38,009,490	330,864,246	0	600
2.1.2.02.02.008.02.01.04	R	MH. Equipo de	290,000,000	100,000,000	0	390,000,000	390,000,000	390,000,000	230,845,503	0	212,837,657	0	0
2.1.2.02.02.008.02.02.01	R	MH. Equipo b	0	40,770,283	0	40,770,283	40,770,283	40,770,283	40,768,691	0	40,768,691	0	0
2.1.2.02.02.008.02.02.02	R	MH. Equipo i	0	84,161,913	0	84,161,913	83,043,912	83,043,912	83,043,912	0	83,043,912	1,118,001	0
2.1.2.02.02.008.02.02.03	R	MH. Equipo de	0	56,643,335	0	56,643,335	56,643,335	56,643,335	56,643,333	0	56,643,333	0	0
2.1.2.02.02.008.02.02.04	R	MH. Equipo de	0	54,432,631	0	54,432,631	53,658,703	53,658,703	52,806,331	0	52,806,331	773,928	0
2.1.2.02.02.009	E	Servicios para	767,713,849	0	0	767,713,849	668,109,762	755,713,849	668,039,762	54,681,431	660,767,404	12,000,000	87,604,087
2.1.2.02.02.009.01.01	R	Servicios Públi	767,713,849	0	0	767,713,849	668,109,762	755,713,849	668,039,762	54,681,431	660,767,404	12,000,000	87,604,087

Numeral	Tipo	Descripción	Presupuesto				Compromisos C	Disponibilidades G	Obligaciones	Pagos		Saldo de apropiación por ejecutar L=D - G	Disponibilidades Abiertas L= G - C
			Inicio	Adición Crédito	Reducción ContraCrédito	Definitivo				Del Mes	Total		
2.1.2.02.02.010	E	Viáticos de los	33,401,735	15,000,000	0	48,401,735	38,401,512	38,721,713	38,401,512	5,879,434	38,401,512	9,680,022	320,201
2.1.2.02.02.010.01.01	R	Viáticos y Gast	33,401,735	15,000,000	0	48,401,735	38,401,512	38,721,713	38,401,512	5,879,434	38,401,512	9,680,022	320,201
2.1.2.02.03	E	Gastos Imprev	42,000,000	0	30,000,000	12,000,000	4,306,419	5,677,202	4,306,419	0	4,306,419	6,322,798	1,370,783
2.1.2.02.03.01.01	R	Gastos impre	42,000,000	0	30,000,000	12,000,000	4,306,419	5,677,202	4,306,419	0	4,306,419	6,322,798	1,370,783
2.1.3	E	Transferencias	1,225,000,000	1,444,895,173	1,272,800,000	1,397,095,173	132,777,601	132,777,602	132,777,601	0	132,777,601	1,264,317,571	1
2.1.3.02	E	A empresas di	0	0	0	0	0	0	0	0	0	0	0
2.1.3.02.01	E	Actividades de	0	0	0	0	0	0	0	0	0	0	0
2.1.3.02.01.004	R	Financiación d	0	0	0	0	0	0	0	0	0	0	0
2.1.3.13	E	Sentencias y c	1,225,000,000	1,444,895,173	1,272,800,000	1,397,095,173	132,777,601	132,777,602	132,777,601	0	132,777,601	1,264,317,571	1
2.1.3.13.01	E	Fallos nacional	1,225,000,000	1,444,895,173	1,272,800,000	1,397,095,173	132,777,601	132,777,602	132,777,601	0	132,777,601	1,264,317,571	1
2.1.3.13.01.001.01	R	Sentencias	735,000,000	400,000,000	862,800,000	272,200,000	120,777,601	120,777,602	120,777,601	0	120,777,601	151,422,398	1
2.1.3.13.01.001.02	R	Sentencias	0	100,895,173	0	100,895,173	0	0	0	0	0	100,895,173	0
2.1.3.13.01.002.01	R	Conciliaciones	490,000,000	944,000,000	410,000,000	1,024,000,000	12,000,000	12,000,000	12,000,000	0	12,000,000	1,012,000,000	0
2.1.7	E	Disminución d	0	0	0	0	0	0	0	0	0	0	0
2.1.7.05	E	Programas de	0	0	0	0	0	0	0	0	0	0	0
2.1.7.05.01	E	Programas de	0	0	0	0	0	0	0	0	0	0	0
2.1.7.05.01.01.01	R	DISPONIBILID	0	0	0	0	0	0	0	0	0	0	0
2.1.8	E	Gastos por tr	204,575,895	0	0	204,575,895	112,548,583	112,548,583	112,548,583	0	112,548,583	92,027,312	0
2.1.8.01	E	Impuestos	80,498,495	0	0	80,498,495	16,833,000	16,833,000	16,833,000	0	16,833,000	63,665,495	0
2.1.8.01.51.01	R	Impuesto sobr	63,665,495	0	0	63,665,495	0	0	0	0	0	63,665,495	0
2.1.8.01.52.01	R	Impuesto pred	16,833,000	0	0	16,833,000	16,833,000	16,833,000	16,833,000	0	16,833,000	0	0
2.1.8.04	E	Contribucione	105,000,000	0	0	105,000,000	95,715,583	95,715,583	95,715,583	0	95,715,583	9,284,417	0
2.1.8.04.01	E	Cuota de fisc	35,000,000	0	0	35,000,000	26,389,007	26,389,007	26,389,007	0	26,389,007	8,610,993	0
2.1.8.04.01.01.01	R	Transferencias	35,000,000	0	0	35,000,000	26,389,007	26,389,007	26,389,007	0	26,389,007	8,610,993	0
2.1.8.04.07.01	R	Contribución d	70,000,000	0	0	70,000,000	69,326,576	69,326,576	69,326,576	0	69,326,576	673,424	0
2.1.8.05	E	Multas, sancio	19,077,400	0	0	19,077,400	0	0	0	0	0	19,077,400	0
2.1.8.05.01	E	Multas y sanci	19,077,400	0	0	19,077,400	0	0	0	0	0	19,077,400	0
2.1.8.05.01.001.01	R	Multas Superin	7,855,400	0	0	7,855,400	0	0	0	0	0	7,855,400	0
2.1.8.05.01.004.01	R	Sanciones ad	11,222,000	0	0	11,222,000	0	0	0	0	0	11,222,000	0
2.3	E	Inversión	2,552,127,766	4,892,203,310	908,566,088	6,535,764,988	6,042,815,402	6,170,039,580	2,783,320,752	124,118,014	1,978,169,235	365,725,408	127,224,178
2.3.2	E	Adquisición de	2,552,127,766	4,892,203,310	908,566,088	6,535,764,988	6,042,815,402	6,170,039,580	2,783,320,752	124,118,014	1,978,169,235	365,725,408	127,224,178
2.3.2.01	E	Adquisición de	2,552,127,766	4,892,203,310	908,566,088	6,535,764,988	6,042,815,402	6,170,039,580	2,783,320,752	124,118,014	1,978,169,235	365,725,408	127,224,178
2.3.2.01.01	E	Activos fijos	2,552,127,766	4,892,203,310	908,566,088	6,535,764,988	6,042,815,402	6,170,039,580	2,783,320,752	124,118,014	1,978,169,235	365,725,408	127,224,178
2.3.2.01.01.001	E	Edificaciones y	2,552,127,766	4,892,203,310	908,566,088	6,535,764,988	6,042,815,402	6,170,039,580	2,783,320,752	124,118,014	1,978,169,235	365,725,408	127,224,178
2.3.2.01.01.001.02	E	Edificaciones d	2,552,127,766	4,892,203,310	908,566,088	6,535,764,988	6,042,815,402	6,170,039,580	2,783,320,752	124,118,014	1,978,169,235	365,725,408	127,224,178
2.3.2.01.01.001.02.08	E	Edificios relaci	2,552,127,766	4,892,203,310	908,566,088	6,535,764,988	6,042,815,402	6,170,039,580	2,783,320,752	124,118,014	1,978,169,235	365,725,408	127,224,178
2.3.2.01.01.001.02.08.01.01R	R	Construcción y	2,552,127,766	1,017,327,271	908,566,088	2,660,888,949	2,167,939,364	2,295,163,542	1,268,208,080	0	1,268,208,080	365,725,407	127,224,178
2.3.2.01.01.001.02.08.02.01R	R	Construcción y	0	3,874,876,039	0	3,874,876,039	3,874,876,038	3,874,876,038	1,515,112,672	124,118,014	709,961,155	1	0
2.4	E	Gastos de op	29,280,818,675	7,443,133,590	3,119,000,000	33,604,952,265	29,598,903,607	30,268,893,906	27,343,279,036	3,554,074,444	26,823,436,569	3,336,058,359	669,990,299
2.4.1	E	Gastos de pe	17,470,524,581	2,021,889,903	2,441,000,000	17,051,414,484	13,769,680,349	13,971,628,387	13,760,276,653	1,201,423,458	13,569,292,533	3,079,786,097	201,948,038
2.4.1.01	E	Planta de pers	3,644,634,325	1,567,889,903	1,200,000,000	4,012,524,228	3,205,667,382	3,265,868,744	3,201,033,296	342,651,946	3,172,947,396	746,655,484	60,201,362
2.4.1.01.01	E	Factores cons	2,660,512,635	1,317,889,903	984,000,000	2,994,402,538	2,462,376,062	2,477,215,041	2,458,256,912	268,861,058	2,458,256,912	517,187,497	14,838,979

Ejecución Presupuestal de Gastos Noviembre de 2023

EMPRESA SOCIAL DEL ESTADO PASTO SALUD ESE - Nit: 900091143

Vigencia: 2023 Mes: Noviembre Rubros: 2 a 2 Sede: todas Decimales: 0

Fecha de Impresión 16/01/2024


Page 6 of 8

Numeral	Tipo	Descripcion	Presupuesto				Compromisos C	Disponibilidades G	Obligaciones	Pagos		Saldo de apropiación por ejecutar L=D - G	Disponibilidades Abiertas L= G - C
			Inicio	Adición Crédito	Reducción ContraCrédito	Definitivo				Del Mes	Total		
2.4.1.01.01.001	E	Factores sala	2,660,512,635	1,317,889,903	984,000,000	2,994,402,538	2,462,376,062	2,477,215,041	2,458,256,912	268,861,058	2,458,256,912	517,187,497	14,838,979
2.4.1.01.01.001.01.01	R	Sueldo básico	1,891,133,327	1,050,889,903	604,000,000	2,338,023,230	2,104,210,799	2,104,210,799	2,104,210,799	228,292,713	2,104,210,799	233,812,431	0
2.4.1.01.01.001.02.01	R	Horas extras, d	70,693,295	60,000,000	0	130,693,295	103,781,016	103,781,016	103,781,016	14,785,972	103,781,016	26,912,279	0
2.4.1.01.01.001.04.01	R	Subsidio de a	16,860,456	10,000,000	0	26,860,456	23,919,741	23,919,741	23,919,741	3,438,242	23,919,741	2,940,715	0
2.4.1.01.01.001.05.01	R	Auxilio de tran	29,862,003	17,000,000	0	46,862,003	40,860,103	40,860,103	40,860,103	4,954,018	40,860,103	6,001,900	0
2.4.1.01.01.001.06.01	R	Prima de serv	99,903,145	0	0	99,903,145	78,422,164	78,422,164	78,422,164	0	78,422,164	21,480,981	0
2.4.1.01.01.001.07.01	R	Bonificación p	57,562,619	0	0	57,562,619	48,894,178	48,894,178	48,894,178	2,900,577	48,894,178	8,668,441	0
2.4.1.01.01.001.08	E	Prestaciones s	494,497,790	180,000,000	380,000,000	294,497,790	62,288,061	77,127,040	58,168,911	14,489,536	58,168,911	217,370,750	14,838,979
2.4.1.01.01.001.08.01.01	R	Prima de navi	411,826,978	180,000,000	380,000,000	211,826,978	1,153,565	1,153,565	1,153,565	0	1,153,565	210,673,413	0
2.4.1.01.01.001.08.02.01	R	Prima de vaca	82,670,812	0	0	82,670,812	61,134,496	75,973,475	57,015,346	14,489,536	57,015,346	6,697,337	14,838,979
2.4.1.01.02	E	Contribucione	785,421,796	210,000,000	191,000,000	804,421,796	645,348,086	645,348,086	645,348,086	57,151,429	617,262,186	159,073,710	0
2.4.1.01.02.001.01	R	Aportes a la s	207,509,060	73,000,000	72,000,000	208,509,060	184,374,954	184,374,954	184,374,954	21,697,300	172,233,824	24,134,106	0
2.4.1.01.02.002.01	R	Aportes a la s	146,949,193	48,000,000	51,000,000	143,949,193	128,598,714	128,598,714	128,598,714	15,309,017	119,922,544	15,350,479	0
2.4.1.01.02.003.01	R	Aportes de ce	30,000,000	0	0	30,000,000	0	0	0	0	0	30,000,000	0
2.4.1.01.02.003.02	R	Aportes de ce	186,686,497	0	0	186,686,497	151,576,996	151,576,996	151,576,996	0	151,576,996	35,109,501	0
2.4.1.01.02.004.01	R	Aportes a caj	78,278,247	35,000,000	24,000,000	89,278,247	67,166,510	67,166,510	67,166,510	7,300,274	64,486,180	22,111,737	0
2.4.1.01.02.005.01	R	Aportes gener	37,928,610	16,000,000	14,000,000	39,928,610	29,655,022	29,655,022	29,655,022	3,716,829	28,419,492	10,273,588	0
2.4.1.01.02.006.01	R	Aportes al ICB	58,610,676	22,000,000	18,000,000	62,610,676	50,376,521	50,376,521	50,376,521	5,476,374	48,365,451	12,234,155	0
2.4.1.01.02.007.01	R	Aportes al SEN	39,459,513	16,000,000	12,000,000	43,459,513	33,599,369	33,599,369	33,599,369	3,651,635	32,257,699	9,860,144	0
2.4.1.01.03	E	Remuneracion	198,699,894	40,000,000	25,000,000	213,699,894	97,943,234	143,305,617	97,428,298	16,639,459	97,428,298	70,394,277	45,362,383
2.4.1.01.03.001	E	Prestaciones s	198,699,894	40,000,000	25,000,000	213,699,894	97,943,234	143,305,617	97,428,298	16,639,459	97,428,298	70,394,277	45,362,383
2.4.1.01.03.001.01.01	R	Vacaciones	123,349,174	0	25,000,000	98,349,174	83,385,538	83,385,538	83,385,538	14,859,424	83,385,538	14,963,636	0
2.4.1.01.03.001.02.01	R	Indemnización	63,154,839	40,000,000	0	103,154,839	7,118,634	50,118,634	7,118,634	0	7,118,634	53,036,205	43,000,000
2.4.1.01.03.001.03.01	R	Bonificación e	12,195,881	0	0	12,195,881	7,439,062	9,801,445	6,924,126	1,780,035	6,924,126	2,394,436	2,362,383
2.4.1.01.03.020	E	Estímulos a l	0	0	0	0	0	0	0	0	0	0	0
2.4.1.01.03.020.01.01	R	Bienestar Soci	0	0	0	0	0	0	0	0	0	0	0
2.4.1.02	E	Personal supe	13,825,890,256	454,000,000	1,241,000,000	13,038,890,256	10,564,012,967	10,705,759,643	10,559,243,357	858,771,512	10,396,345,137	2,333,130,613	141,746,676
2.4.1.02.01	E	Factores cons	8,877,673,120	400,000,000	735,000,000	8,542,673,120	6,814,881,634	6,935,961,180	6,810,598,602	561,418,583	6,810,598,602	1,606,711,940	121,079,546
2.4.1.02.01.001	E	Factores sala	8,877,673,120	400,000,000	735,000,000	8,542,673,120	6,814,881,634	6,935,961,180	6,810,598,602	561,418,583	6,810,598,602	1,606,711,940	121,079,546
2.4.1.02.01.001.01.01	R	Sueldo básico	6,285,362,116	0	470,000,000	5,815,362,116	5,272,121,254	5,272,121,254	5,272,121,254	463,873,713	5,272,121,254	543,240,862	0
2.4.1.02.01.001.02.01	R	Horas extras, d	701,226,967	0	65,000,000	636,226,967	488,439,813	488,439,813	488,439,813	46,081,495	488,439,813	147,787,154	0
2.4.1.02.01.001.04.01	R	Subsidio de a	166,843,943	0	0	166,843,943	135,258,260	135,258,260	135,258,260	12,532,770	135,258,260	31,585,683	0
2.4.1.02.01.001.05.01	R	Auxilio de tran	250,425,884	0	0	250,425,884	228,130,697	228,130,697	228,130,697	21,087,840	228,130,697	22,295,187	0
2.4.1.02.01.001.06.01	R	Prima de serv	392,003,874	0	0	392,003,874	286,860,629	286,860,629	286,860,629	2,757,328	286,860,629	105,143,245	0
2.4.1.02.01.001.07.01	R	Bonificación p	242,763,249	0	0	242,763,249	207,228,280	207,228,280	207,228,280	4,228,839	207,228,280	35,534,969	0
2.4.1.02.01.001.08	E	Prestaciones s	839,047,087	400,000,000	200,000,000	1,039,047,087	196,842,701	317,922,247	192,559,669	10,856,598	192,559,669	721,124,840	121,079,546
2.4.1.02.01.001.08.01.01	R	Prima de navi	478,258,339	400,000,000	200,000,000	678,258,339	11,059,425	11,059,425	11,059,425	4,990,448	11,059,425	667,198,914	0
2.4.1.02.01.001.08.02.01	R	Prima de vaca	360,788,748	0	0	360,788,748	185,783,276	306,862,822	181,500,244	5,866,150	181,500,244	53,925,926	121,079,546
2.4.1.02.02	E	Contribucione	4,432,586,538	24,000,000	369,000,000	4,087,586,538	3,476,593,412	3,476,593,412	3,476,593,412	282,809,137	3,313,695,192	610,993,126	0
2.4.1.02.02.001.01	R	Aportes a la s	1,206,581,184	0	33,000,000	1,173,581,184	955,165,599	955,165,599	955,165,599	104,929,568	884,747,045	218,415,585	0
2.4.1.02.02.002.01	R	Aportes a la s	854,661,698	0	23,000,000	831,661,698	666,740,623	666,740,623	666,740,623	74,035,409	616,418,837	164,921,075	0
2.4.1.02.02.003.01	R	Aportes de ce	30,000,000	0	24,000,000	6,000,000	0	0	0	0	0	6,000,000	0


Numeral	Tipo	Descripcion	Presupuesto			Definitivo	Compromisos	Disponibilidades	Obligaciones	Pagos		Saldo de apropiación por ejecutar L=D - G	Disponibilidades Abiertas L= G - C
			Inicio	Adición Crédito	Reducción ContraCrédito		C	G		Del Mes	Total		



 Myriam Ruth Bolaños Delgado
 Profesional Universitario Presupuesto



 Sebastián Granja Ordoñez
 Gerente(E)



 Alfonso Ernesto Hidalgo Lopez
 SubGerencia Financiera y Comercial