

Numeral	Descripcion	Presupuesto						Reconocimientos			Recaudos			Saldo de Apropriacion por Ejecutar	Saldo por Recaudar
		Inicio	Tralados		Adición (-) Reducción	Definitivo	Anterior	Del Mes	Total	Anterior	Del Mes	Total			
			Créditos	Contracrédito											

01 PASTO SALUD ESE

1	Ingresos	60,337,499,117	0	0	26,652,576,841	86,990,075,958	71,486,557,172	6,345,790,897	77,832,348,069	63,326,720,510	7,702,777,937	71,029,498,447	9,157,727,889	6,802,849,622
1.0	Disponibi	2,267,580,909	0	0	8,876,374,729	11,143,955,638	11,143,955,638	0	11,143,955,638	11,143,955,638	0	11,143,955,638	0	0
1.0.02	Bancos	2,267,580,909	0	0	8,876,374,729	11,143,955,638	11,143,955,638	0	11,143,955,638	11,143,955,638	0	11,143,955,638	0	0
1.0.02.02.01	DI Desti	0	0	0	3,441,547,289	3,441,547,289	3,441,547,289	0	3,441,547,289	3,441,547,289	0	3,441,547,289	0	0
1.0.02.02.02	DI Recur	0	0	0	5,434,827,440	5,434,827,440	5,434,827,440	0	5,434,827,440	5,434,827,440	0	5,434,827,440	0	0
1.0.02.02.03	Disponibi	2,267,580,909	0	0	0	2,267,580,909	2,267,580,909	0	2,267,580,909	2,267,580,909	0	2,267,580,909	0	0
1.1	Ingresos (57,984,341,762	0	0	16,867,636,023	74,851,977,785	59,179,448,947	6,268,727,813	65,448,176,760	51,019,612,285	7,625,714,853	58,645,327,138	9,403,801,025	6,802,849,622
1.1.02	Ingresos (57,984,341,762	0	0	16,867,636,023	74,851,977,785	59,179,448,947	6,268,727,813	65,448,176,760	51,019,612,285	7,625,714,853	58,645,327,138	9,403,801,025	6,802,849,622
1.1.02.05	Venta de	57,453,541,162	0	0	16,867,636,023	74,321,177,185	58,716,132,200	6,149,871,734	64,866,003,934	50,649,376,118	7,487,278,592	58,136,654,710	9,455,173,251	6,729,349,224
1.1.02.05.001	Ventas d	57,453,541,162	0	0	16,867,636,023	74,321,177,185	58,716,132,200	6,149,871,734	64,866,003,934	50,649,376,118	7,487,278,592	58,136,654,710	9,455,173,251	6,729,349,224
1.1.02.05.001.09	Servicios	57,453,541,162	0	0	16,867,636,023	74,321,177,185	58,716,132,200	6,149,871,734	64,866,003,934	50,649,376,118	7,487,278,592	58,136,654,710	9,455,173,251	6,729,349,224
1.1.02.05.001.09.02	VENTA D	57,453,541,162	0	0	16,867,636,023	74,321,177,185	58,716,132,200	6,149,871,734	64,866,003,934	50,649,376,118	7,487,278,592	58,136,654,710	9,455,173,251	6,729,349,224
1.1.02.05.001.09.02.01	REGIME	52,098,003,083	0	0	16,437,881,052	68,535,884,135	54,618,238,303	5,498,138,579	60,116,376,882	48,004,793,055	6,784,985,015	54,789,778,070	8,419,507,253	5,326,598,812
1.1.02.05.001.09.02.01.01	Régimen	43,828,430,210	0	0	14,000,000,000	57,828,430,210	45,109,359,076	5,226,074,545	50,335,433,621	38,495,913,828	6,512,920,981	45,008,834,809	7,492,996,589	5,326,598,812
1.1.02.05.001.09.02.01.02	Régimen	8,269,572,873	0	0	2,437,881,052	10,707,453,925	9,508,879,227	272,064,034	9,780,943,261	9,508,879,227	272,064,034	9,780,943,261	926,510,664	0
1.1.02.05.001.09.02.02	REGIME	2,148,562,028	0	0	0	2,148,562,028	2,578,148,260	265,677,650	2,843,825,910	1,384,773,560	326,426,133	1,711,199,693	-695,263,882	1,132,626,217
1.1.02.05.001.09.02.02.01	Régimen	1,341,711,498	0	0	0	1,341,711,498	1,787,630,975	250,451,040	2,038,082,015	594,256,275	311,199,523	905,455,798	-696,370,517	1,132,626,217
1.1.02.05.001.09.02.02.02	Régimen	806,850,530	0	0	0	806,850,530	790,517,285	15,226,610	805,743,895	790,517,285	15,226,610	805,743,895	1,106,635	0
1.1.02.05.001.09.02.03	PROMO	1,373,253,880	0	0	126,746,120	1,500,000,000	600,000,000	337,500,000	937,500,000	600,000,000	337,500,000	937,500,000	562,500,000	0
1.1.02.05.001.09.02.03.01	P y P Int	1,373,253,880	0	0	126,746,120	1,500,000,000	600,000,000	337,500,000	937,500,000	600,000,000	337,500,000	937,500,000	562,500,000	0
1.1.02.05.001.09.02.03.02	P y P Int	0	0	0	0	0	0	0	0	0	0	0	0	0
1.1.02.05.001.09.02.05	SOAT - E	134,319,931	0	0	0	134,319,931	116,835,947	8,529,424	125,365,371	69,324,814	17,360,259	86,685,073	8,954,560	38,680,298
1.1.02.05.001.09.02.05.01	SOAT - E	75,741,091	0	0	0	75,741,091	91,670,487	8,529,424	100,199,911	44,159,354	17,360,259	61,519,613	-24,458,820	38,680,298
1.1.02.05.001.09.02.05.02	SOAT - E	58,578,840	0	0	0	58,578,840	25,165,460	0	25,165,460	25,165,460	0	25,165,460	33,413,380	0
1.1.02.05.001.09.02.18	ADRES	76,904,027	0	0	0	76,904,027	110,320,425	8,978,329	119,298,754	20,998,301	3,821,633	24,819,934	-42,394,727	94,478,820
1.1.02.05.001.09.02.18.01	ADRES V	13,512,704	0	0	0	13,512,704	89,322,124	8,978,329	98,300,453	0	3,821,633	3,821,633	-84,787,749	94,478,820
1.1.02.05.001.09.02.18.02	ADRES V	63,391,323	0	0	0	63,391,323	20,998,301	0	20,998,301	20,998,301	0	20,998,301	42,393,022	0
1.1.02.05.001.09.02.19	OTRAS E	965,837,545	0	0	134,101,024	1,099,938,569	246,604,683	4,950,663	251,555,346	204,844,670	1,183,908	206,028,578	848,383,223	45,526,768
1.1.02.05.001.09.02.19.01	OTRAS E	930,007,666	0	0	0	930,007,666	76,673,780	4,950,663	81,624,443	34,913,767	1,183,908	36,097,675	848,383,223	45,526,768
1.1.02.05.001.09.02.19.02	OTRAS E	35,829,879	0	0	134,101,024	169,930,903	169,930,903	0	169,930,903	169,930,903	0	169,930,903	0	0
1.1.02.05.001.09.02.20	OTRAS V	656,660,667	0	0	168,907,827	825,568,494	445,984,582	26,097,089	472,081,671	364,641,718	16,001,644	380,643,362	353,486,823	91,438,309
1.1.02.05.001.09.02.20.01	OTRAS V	638,249,199	0	0	0	638,249,199	258,665,286	26,097,089	284,762,375	177,322,422	16,001,644	193,324,066	353,486,824	91,438,309
1.1.02.05.001.09.02.20.02	OTRAS V	18,411,469	0	0	168,907,827	187,319,296	187,319,296	0	187,319,296	187,319,296	0	187,319,296	0	0
1.1.02.06	Transfere	530,800,600	0	0	0	530,800,600	463,316,747	118,856,079	582,172,826	370,236,167	138,436,261	508,672,428	-51,372,226	73,500,398
1.1.02.06.007	Subvenci	530,800,600	0	0	0	530,800,600	463,316,747	118,856,079	582,172,826	370,236,167	138,436,261	508,672,428	-51,372,226	73,500,398

Myriam Ruth Bolaños Delgado
 Profesional Universitario Presupuesto_

Ana Belen Arteaga Torres
 Gerente

Alfonso Ernesto Hidalgo Lopez
 Subgerencia Financiera y Comercial

Numeral	Descripcion	Presupuesto						Reconocimientos			Recaudos			Saldo de Apropriacion por Ejecutar	Saldo por Recaudar
		Inicio	Tralados		Adición (-) Reducción	Definitivo	Anterior	Del Mes	Total	Anterior	Del Mes	Total			
			Créditos	Contracrédito											
1.1.02.06.007.02	Empresa	530,800,600	0	0	0	530,800,600	463,316,747	118,856,079	582,172,826	370,236,167	138,436,261	508,672,428	-51,372,226	73,500,398	
1.1.02.06.007.02.08	Transfere	530,800,600	0	0	0	530,800,600	463,316,747	118,856,079	582,172,826	370,236,167	138,436,261	508,672,428	-51,372,226	73,500,398	
1.2	Recursos	85,576,446	0	0	908,566,089	994,142,535	1,163,152,587	77,063,084	1,240,215,671	1,163,152,587	77,063,084	1,240,215,671	-246,073,136	0	
1.2.05	Rendimie	85,576,446	0	0	0	85,576,446	254,586,498	77,063,084	331,649,582	254,586,498	77,063,084	331,649,582	-246,073,136	0	
1.2.05.02	Depósito	85,576,446	0	0	0	85,576,446	254,586,498	77,063,084	331,649,582	254,586,498	77,063,084	331,649,582	-246,073,136	0	
1.2.08	Transfere	0	0	0	908,566,089	908,566,089	908,566,089	0	908,566,089	908,566,089	0	908,566,089	0	0	
1.2.08.06	De otras €	0	0	0	908,566,089	908,566,089	908,566,089	0	908,566,089	908,566,089	0	908,566,089	0	0	
1.2.08.06.002	Condicio	0	0	0	908,566,089	908,566,089	908,566,089	0	908,566,089	908,566,089	0	908,566,089	0	0	
	Total	60,337,499,117	0	0	26,652,576,841	86,990,075,958	71,486,557,172	6,345,790,897	77,832,348,069	63,326,720,510	7,702,777,937	71,029,498,447	9,157,727,889	6,802,849,62	


 Myriam Ruth Bolaños Delgado
 Profesional Universitario Presupuesto_


 Ana Belen Arteaga Torres
 Gerente


 Alfonso Ernesto Hidalgo Lopez
 Subgerencia Financiera y Comercial

Numeral	Tipo	Descripción	Presupuesto				Compromisos C	Disponibilidades G	Obligaciones	Pagos		Saldo de apropiación por ejecutar L=D - G	Disponibilidades Abiertas L= G - C
			Inicio	Adición Crédito	Reducción ContraCrédito	Definitivo				Del Mes	Total		
01 PASTO SALUD ESE													
2	E	Gastos	60,337,499,11932,594,583,898	5,942,007,058	86,990,075,959	70,524,123,309	74,039,581,169	54,091,119,758	7,490,113,160	52,096,083,360	12,950,494,790	3,515,457,860	
2.1	E	Funcionamient	28,504,552,67821,336,246,998	2,770,440,970	47,070,358,706	39,075,175,059	40,572,272,237	30,355,238,371	3,906,874,575	29,872,524,772	6,498,086,469	1,497,097,178	
2.1.1	E	Gastos de pe	10,955,638,980	594,406,316	640,000,000	10,910,045,296	7,250,414,730	7,437,580,168	7,225,636,561	1,270,336,761	7,132,714,456	3,472,465,128	187,165,438
2.1.1.01	E	Planta de pers	7,587,099,541	454,406,316	520,000,000	7,521,505,857	5,167,373,597	5,317,620,369	5,142,595,428	958,902,457	5,091,802,173	2,203,885,488	150,246,772
2.1.1.01.01	E	Factores cons	5,401,843,642	390,000,000	450,000,000	5,341,843,642	3,889,217,162	3,893,708,659	3,889,217,162	838,587,460	3,889,217,162	1,448,134,983	4,491,497
2.1.1.01.01.001	E	Factores sala	5,401,843,642	390,000,000	450,000,000	5,341,843,642	3,889,217,162	3,893,708,659	3,889,217,162	838,587,460	3,889,217,162	1,448,134,983	4,491,497
2.1.1.01.01.001.01.01	R	Sueldo básico	4,513,908,697	0	150,000,000	4,363,908,697	3,404,006,644	3,404,006,644	3,404,006,644	769,070,696	3,404,006,644	959,902,053	0
2.1.1.01.01.001.02.01	R	Horas extras, d	6,943,853	0	0	6,943,853	4,669,323	4,669,323	4,669,323	748,798	4,669,323	2,274,530	0
2.1.1.01.01.001.04.01	R	Subsidio de a	15,900,376	0	0	15,900,376	12,124,819	12,124,819	12,124,819	2,490,424	12,124,819	3,775,557	0
2.1.1.01.01.001.05.01	R	Auxilio de tran	23,922,937	0	0	23,922,937	21,864,239	21,864,239	21,864,239	2,769,938	21,864,239	2,058,698	0
2.1.1.01.01.001.06.01	R	Prima de serv	112,027,307	90,000,000	0	202,027,307	201,349,896	201,349,896	201,349,896	23,448,678	201,349,896	677,411	0
2.1.1.01.01.001.07.01	R	Bonificación p	139,483,676	0	0	139,483,676	107,201,344	107,201,344	107,201,344	20,038,388	107,201,344	32,282,332	0
2.1.1.01.01.001.08	E	Prestaciones s	589,656,796	300,000,000	300,000,000	589,656,796	138,000,897	142,492,394	138,000,897	20,020,538	138,000,897	447,164,402	4,491,497
2.1.1.01.01.001.08.01.01	R	Prima de navi	404,725,521	300,000,000	300,000,000	404,725,521	798,409	2,185,172	798,409	0	798,409	402,540,349	1,386,763
2.1.1.01.01.001.08.02.01	R	Prima de vaca	184,931,275	0	0	184,931,275	137,202,488	140,307,222	137,202,488	20,020,538	137,202,488	44,624,053	3,104,734
2.1.1.01.01.02	E	Contribucione	1,375,685,100	0	70,000,000	1,305,685,100	835,218,505	836,924,023	835,218,505	55,555,288	787,472,475	468,761,077	1,705,518
2.1.1.01.01.02.001.01	R	Aportes a la s	354,155,901	0	0	354,155,901	216,089,616	216,089,616	216,089,616	20,743,041	195,449,695	138,066,285	0
2.1.1.01.01.02.002.01	R	Aportes a la s	250,860,910	0	0	250,860,910	152,469,292	152,469,292	152,469,292	14,635,570	137,719,803	98,391,618	0
2.1.1.01.01.02.003.01	R	Aportes de ce	30,000,000	0	0	30,000,000	0	1,705,518	0	0	0	28,294,482	1,705,518
2.1.1.01.01.02.003.02	R	Aportes de ce	379,611,426	0	70,000,000	309,611,426	261,206,334	261,206,334	261,206,334	417,509	261,206,334	48,405,092	0
2.1.1.01.01.02.004.01	R	Aportes a caj	131,668,892	0	0	131,668,892	76,795,608	76,795,608	76,795,608	7,305,103	72,239,047	54,873,284	0
2.1.1.01.01.02.005.01	R	Aportes gener	64,703,664	0	0	64,703,664	32,643,719	32,643,719	32,643,719	3,321,898	30,543,318	32,059,945	0
2.1.1.01.01.02.006.01	R	Aportes al ICB	98,849,724	0	0	98,849,724	57,596,813	57,596,813	57,596,813	5,478,126	54,177,994	41,252,911	0
2.1.1.01.01.02.007.01	R	Aportes al SEN	65,834,583	0	0	65,834,583	38,417,123	38,417,123	38,417,123	3,654,041	36,136,284	27,417,460	0
2.1.1.01.01.03	E	Remuneracion	809,570,799	64,406,316	0	873,977,115	442,937,930	586,987,687	418,159,761	64,759,709	415,112,536	286,989,428	144,049,757
2.1.1.01.01.03.001	E	Prestaciones s	392,476,708	40,000,000	0	432,476,708	190,715,696	205,442,482	190,715,696	22,718,164	190,715,696	227,034,226	14,726,786
2.1.1.01.01.03.001.01.01	R	Vacaciones	279,988,571	0	0	279,988,571	113,231,009	113,231,009	113,231,009	12,033,093	113,231,009	166,757,562	0
2.1.1.01.01.03.001.02.01	R	Indemnización	87,845,952	40,000,000	0	127,845,952	60,822,376	73,468,233	60,822,376	8,059,830	60,822,376	54,377,719	12,645,857
2.1.1.01.01.03.001.03.01	R	Bonificación e	24,642,185	0	0	24,642,185	16,662,311	18,743,240	16,662,311	2,625,241	16,662,311	5,898,945	2,080,929
2.1.1.01.01.03.020	E	Estímulos a l	417,094,091	24,406,316	0	441,500,407	252,222,234	381,545,205	227,444,065	42,041,545	224,396,840	59,955,202	129,322,971
2.1.1.01.01.03.020.01.01	R	Bienestar Soci	417,094,091	0	0	417,094,091	227,815,918	357,138,889	204,673,249	42,041,545	201,626,024	59,955,202	129,322,971
2.1.1.01.01.03.020.02.01	R	Bienestar soci	0	24,406,316	0	24,406,316	24,406,316	24,406,316	22,770,816	0	22,770,816	0	0
2.1.1.02	E	Personal supe	3,368,539,439	140,000,000	120,000,000	3,388,539,439	2,083,041,133	2,119,959,799	2,083,041,133	311,434,304	2,040,912,283	1,268,579,640	36,918,666
2.1.1.02.01	E	Factores cons	2,126,780,035	120,000,000	120,000,000	2,126,780,035	1,308,952,828	1,335,848,157	1,308,952,828	246,571,128	1,308,952,828	790,931,878	26,895,329
2.1.1.02.01.001	E	Factores sala	2,126,780,035	120,000,000	120,000,000	2,126,780,035	1,308,952,828	1,335,848,157	1,308,952,828	246,571,128	1,308,952,828	790,931,878	26,895,329
2.1.1.02.01.001.01.01	R	Sueldo básico	1,441,270,373	0	0	1,441,270,373	1,029,825,367	1,029,825,367	1,029,825,367	207,511,308	1,029,825,367	411,445,006	0
2.1.1.02.01.001.02.01	R	Horas extras, c	68,527,488	0	0	68,527,488	39,074,956	39,074,956	39,074,956	4,737,042	39,074,956	29,452,532	0
2.1.1.02.01.001.04.01	R	Subsidio de a	84,317,112	0	0	84,317,112	52,877,610	52,877,610	52,877,610	12,008,913	52,877,610	31,439,502	0
2.1.1.02.01.001.05.01	R	Auxilio de tran	126,550,944	0	0	126,550,944	89,233,818	89,233,818	89,233,818	10,343,915	89,233,818	37,317,126	0
2.1.1.02.01.001.06.01	R	Prima de serv	76,060,938	0	0	76,060,938	58,614,929	58,614,929	58,614,929	4,936,717	58,614,929	17,446,009	0

Ejecución Presupuestal de Gastos Septiembre de 2023

EMPRESA SOCIAL DEL ESTADO PASTO SALUD ESE - Nit: 900091143

Vigencia: 2023 Mes: Septiembre Rubros: 2 a 29 Sede: todas Decimales: 0

Fecha de Impresión 30/10/2023

Page 3 of 8


Numeral	Tipo	Descripción	Presupuesto				Compromisos C	Disponibilidades G	Obligaciones	Pagos		Saldo de apropiación por ejecutar L=D - G	Disponibilidades Abiertas L= G - C
			Inicio	Adición Crédito	Reducción ContraCrédito	Definitivo				Del Mes	Total		
2.1.2.01.01.004	E	Activos fijos n	188,493,324	11,170,517	0	199,663,841	56,050,014	199,610,194	26,266,746	13,080,450	24,250,967	53,648	143,560,180
2.1.2.01.01.004.01	E	Muebles, ins	188,493,324	11,170,517	0	199,663,841	56,050,014	199,610,194	26,266,746	13,080,450	24,250,967	53,648	143,560,180
2.1.2.01.01.004.01.01	E	Muebles	188,493,324	11,170,517	0	199,663,841	56,050,014	199,610,194	26,266,746	13,080,450	24,250,967	53,648	143,560,180
2.1.2.01.01.004.01.01.04.01R	R	Otros muebles	188,493,324	0	0	188,493,324	44,879,497	188,439,677	15,096,229	13,080,450	13,080,450	53,647	143,560,180
2.1.2.01.01.004.01.01.04.02R	R	Otros muebles	0	11,170,517	0	11,170,517	11,170,517	11,170,517	11,170,517	0	11,170,517	1	0
2.1.2.02	E	Adquisiciones	15,467,325,380	18,974,748,280	857,640,970	33,584,432,690	30,905,515,744	31,940,209,879	22,290,644,079	2,509,469,822	21,916,148,294	1,644,222,811	1,034,694,135
2.1.2.02.01	E	Materiales y s	1,123,656,949	849,525,625	199,000,000	1,774,182,574	1,382,932,583	1,489,314,622	794,430,431	46,895,524	761,981,264	284,867,952	106,382,039
2.1.2.02.01.002	E	Productos ali	426,356,394	318,379,292	184,100,000	560,635,686	457,275,889	476,379,291	157,515,214	0	152,600,672	84,256,395	19,103,402
2.1.2.02.01.002.01.01	R	Dotación de P	342,191,394	0	20,100,000	322,091,394	302,896,598	322,000,000	4,914,542	0	0	91,394	19,103,402
2.1.2.02.01.002.01.02	R	Ropa Hospita	84,165,000	164,000,000	164,000,000	84,165,000	0	0	0	0	0	84,165,000	0
2.1.2.02.01.002.02.01	R	Dotación de p	0	97,773,543	0	97,773,543	97,773,542	97,773,542	95,994,925	0	95,994,925	1	0
2.1.2.02.01.002.02.02	R	Ropa Hospita	0	56,605,749	0	56,605,749	56,605,749	56,605,749	56,605,747	0	56,605,747	0	0
2.1.2.02.01.003	E	Otros bienes t	672,612,155	513,634,582	7,000,000	1,179,246,737	908,144,943	995,423,580	619,403,466	46,895,524	591,868,841	183,823,157	87,278,637
2.1.2.02.01.003.01	E	Otros bienes t	672,612,155	346,000,000	7,000,000	1,011,612,155	740,510,363	827,789,000	462,604,175	46,895,524	448,227,837	183,823,155	87,278,637
2.1.2.02.01.003.01.01	R	Materiales y S	376,913,444	211,000,000	0	587,913,444	395,610,363	470,789,000	319,779,414	29,555,436	311,358,890	117,124,444	75,178,637
2.1.2.02.01.003.01.02	R	Combustibles y	157,108,000	0	0	157,108,000	147,000,000	147,000,000	55,072,361	8,262,468	54,607,103	10,108,000	0
2.1.2.02.01.003.01.03	R	Impresos	120,094,477	135,000,000	0	255,094,477	186,900,000	199,000,000	87,089,335	9,077,620	82,261,844	56,094,477	12,100,000
2.1.2.02.01.003.01.04	R	Otras adquisic	18,496,234	0	7,000,000	11,496,234	11,000,000	11,000,000	663,065	0	0	496,234	0
2.1.2.02.01.003.02	E	Otros bienes t	0	167,634,582	0	167,634,582	167,634,580	167,634,580	156,799,291	0	143,641,004	2	0
2.1.2.02.01.003.02.01	R	Materiales y s	0	111,986,673	0	111,986,673	111,986,672	111,986,672	102,367,255	0	89,208,968	1	0
2.1.2.02.01.003.02.02	R	Combustibles y	0	29,059,462	0	29,059,462	29,059,461	29,059,461	28,040,284	0	28,040,284	1	0
2.1.2.02.01.003.02.03	R	Impresos	0	20,888,446	0	20,888,446	20,888,445	20,888,445	20,691,751	0	20,691,751	1	0
2.1.2.02.01.003.02.04	R	Otras adquisici	0	5,700,001	0	5,700,001	5,700,001	5,700,001	5,700,001	0	5,700,001	0	0
2.1.2.02.01.004	E	Productos met	24,688,400	17,511,751	7,900,000	34,300,151	17,511,751	17,511,751	17,511,751	0	17,511,751	16,788,400	0
2.1.2.02.01.004.01	R	Productos met	24,688,400	0	7,900,000	16,788,400	0	0	0	0	0	16,788,400	0
2.1.2.02.01.004.02	R	Productos met	0	17,511,751	0	17,511,751	17,511,751	17,511,751	17,511,751	0	17,511,751	0	0
2.1.2.02.02	E	Adquisición de	14,301,668,431	18,125,222,655	628,640,970	31,798,250,116	29,518,276,742	30,445,588,838	21,491,907,229	2,462,170,298	21,153,340,611	1,352,661,278	927,312,096
2.1.2.02.02.005	E	Servicios de la	1,850,000,000	1,283,580,866	0	3,133,580,866	2,893,580,865	3,093,580,865	1,898,917,483	317,690,672	1,877,092,508	40,000,001	200,000,000
2.1.2.02.02.005.01	E	Mantenimiento	1,850,000,000	1,283,580,866	0	3,133,580,866	2,893,580,865	3,093,580,865	1,898,917,483	317,690,672	1,877,092,508	40,000,001	200,000,000
2.1.2.02.02.005.01.01.01	R	MH. Infraestr	1,850,000,000	713,500,000	0	2,563,500,000	2,323,500,000	2,523,500,000	1,337,881,660	317,690,672	1,316,056,685	40,000,000	200,000,000
2.1.2.02.02.005.01.01.02	R	MH. Infraestr	0	570,080,866	0	570,080,866	570,080,865	570,080,865	561,035,823	0	561,035,823	1	0
2.1.2.02.02.006	E	Servicios de a	233,282,802	16,303,280	0	249,586,082	243,503,280	246,303,280	155,070,852	18,796,400	147,871,252	3,282,802	2,800,000
2.1.2.02.02.006.01.01	R	Transporte	233,282,802	0	0	233,282,802	227,200,000	230,000,000	138,774,400	18,796,400	131,574,800	3,282,802	2,800,000
2.1.2.02.02.006.02.01	R	Transporte	0	16,303,280	0	16,303,280	16,303,280	16,303,280	16,296,452	0	16,296,452	0	0
2.1.2.02.02.007	E	Servicios financ	617,664,301	2,422,063	0	620,086,364	597,036,653	601,193,069	594,192,367	3,939,725	594,192,367	18,893,295	4,156,416
2.1.2.02.02.007.01.01	R	Arrendamiento	6,065,301	0	0	6,065,301	4,732,800	4,732,800	3,155,200	788,800	3,155,200	1,332,501	0
2.1.2.02.02.007.01.02	R	Seguros	609,354,600	0	0	609,354,600	589,881,791	594,038,207	588,618,212	3,150,925	588,618,212	15,316,393	4,156,416
2.1.2.02.02.007.01.03	R	Gastos Financ	2,244,400	0	0	2,244,400	0	0	0	0	0	2,244,400	0
2.1.2.02.02.007.02.01	R	Arrendamiento	0	375,549	0	375,549	375,548	375,548	375,548	0	375,548	1	0
2.1.2.02.02.007.02.02	R	Seguros	0	2,046,514	0	2,046,514	2,046,514	2,046,514	2,043,406	0	2,043,406	0	0
2.1.2.02.02.008	E	Servicios prest	10,799,605,744	16,822,916,446	628,640,970	26,993,881,220	25,207,847,894	25,715,955,496	18,268,730,400	2,041,485,797	17,966,504,721	1,277,925,724	508,107,602
2.1.2.02.02.008.01	E	Servicios prest	9,359,605,744	16,108,908,284	628,640,970	24,839,873,058	23,256,084,480	23,719,191,408	17,088,977,660	1,979,501,121	16,919,521,864	1,120,681,650	463,106,928

Numeral	Tipo	Descripción	Presupuesto				Compromisos C	Disponibilidades G	Obligaciones	Pagos		Saldo de apropiación por ejecutar L=D - G	Disponibilidades Abiertas L= G - C
			Inicio	Adición Crédito	Reducción ContraCrédito	Definitivo				Del Mes	Total		
2.1.2.02.02.008.01.01	R	Servicios Persc	3,198,157,126	12612,584,000	0	15,782,157,126	15,470,645,433	15,722,181,275	11,371,307,478	1,380,167,963	11,284,737,365	59,975,851	251,535,842
2.1.2.02.02.008.01.02	E	Servicios prest	0	1,243,937,558	0	1,243,937,558	1,243,937,557	1,243,937,557	1,116,468,606	0	1,116,331,656	1	0
2.1.2.02.02.008.01.02.01	R	Servicios persc	0	642,771,226	0	642,771,226	642,771,226	642,771,226	555,807,552	0	555,807,552	0	0
2.1.2.02.02.008.01.02.03	R	Mantenimiento	0	51,624,900	0	51,624,900	51,624,900	51,624,900	27,697,770	0	27,697,770	0	0
2.1.2.02.02.008.01.02.04	R	Publicidad, im	0	71,485,438	0	71,485,438	71,485,438	71,485,438	66,569,440	0	66,569,440	0	0
2.1.2.02.02.008.01.02.05	R	Vigilancia	0	156,611,870	0	156,611,870	156,611,870	156,611,870	153,846,645	0	153,846,645	0	0
2.1.2.02.02.008.01.02.06	R	Capacitación	0	1,777,350	0	1,777,350	1,777,350	1,777,350	1,777,350	0	1,777,350	0	0
2.1.2.02.02.008.01.02.07	R	Seguridad y s	0	2,760,358	0	2,760,358	2,760,358	2,760,358	2,685,908	0	2,548,958	0	0
2.1.2.02.02.008.01.02.08	R	Gestión ambie	0	16,715,793	0	16,715,793	16,715,793	16,715,793	13,831,788	0	13,831,788	0	0
2.1.2.02.02.008.01.02.09	R	Aseo	0	0	0	0	0	0	0	0	0	0	0
2.1.2.02.02.008.01.02.10	R	Sistematizació	0	250,395,266	0	250,395,266	250,395,266	250,395,266	245,298,757	0	245,298,757	0	0
2.1.2.02.02.008.01.02.11	R	Intervenciones	0	41,828,021	0	41,828,021	41,828,021	41,828,021	41,828,021	0	41,828,021	0	0
2.1.2.02.02.008.01.02.13	R	Alojamiento d	0	733,333	0	733,333	733,333	733,333	0	0	0	0	0
2.1.2.02.02.008.01.02.14	R	Comunicacion	0	6,855,267	0	6,855,267	6,855,267	6,855,267	6,803,937	0	6,803,937	0	0
2.1.2.02.02.008.01.02.15	R	Revisión técni	0	378,736	0	378,736	378,736	378,736	321,438	0	321,438	0	0
2.1.2.02.02.008.01.03	R	Mantenimiento	185,163,000	0	0	185,163,000	162,000,000	162,000,000	52,086,882	0	46,992,342	23,163,000	0
2.1.2.02.02.008.01.04	R	Publicidad, Im	310,050,311	200,000,000	45,500,000	464,550,311	253,224,239	370,410,350	215,112,801	0	207,490,170	94,139,961	117,186,111
2.1.2.02.02.008.01.05	R	Vigilancia	2,032,914,576	407,000,000	100,000,000	2,339,914,576	2,032,000,000	2,032,000,000	1,446,862,190	183,955,260	1,438,138,517	307,914,576	0
2.1.2.02.02.008.01.06	R	Capacitación	159,426,778	130,000,000	0	289,426,778	209,555,544	212,033,355	206,037,543	17,272,281	205,420,676	77,393,423	2,477,811
2.1.2.02.02.008.01.07	R	Seguridad y s	30,000,000	0	0	30,000,000	26,410,000	26,410,000	10,447,158	7,717,976	10,021,068	3,590,000	0
2.1.2.02.02.008.01.08	R	Gestión Ambie	231,741,488	146,800,000	0	378,541,488	371,741,432	371,741,488	282,962,637	43,725,171	276,915,078	6,800,000	56
2.1.2.02.02.008.01.09	R	Aseo	1,956,462,499	667,000,000	0	2,623,462,499	2,281,542,276	2,281,542,276	1,754,853,438	216,425,631	1,747,073,839	341,920,223	0
2.1.2.02.02.008.01.10	R	Sistematizació	738,563,235	350,000,000	0	1,088,563,235	926,167,658	1,013,088,096	484,272,056	80,220,388	440,980,745	75,475,139	86,920,438
2.1.2.02.02.008.01.11	R	Intervenciones	373,872,980	363,170,726	483,140,970	253,902,736	167,800,011	167,800,011	67,568,243	32,526,553	66,066,553	86,102,725	0
2.1.2.02.02.008.01.12	R	Gastos Judici	1,122,200	0	0	1,122,200	0	0	0	0	0	1,122,200	0
2.1.2.02.02.008.01.13	R	Alojamiento d	59,252,160	0	0	59,252,160	56,496,000	56,496,000	42,372,000	4,708,000	42,372,000	2,756,160	0
2.1.2.02.02.008.01.14	R	Comunicacion	44,888,000	0	0	44,888,000	42,000,000	42,000,000	28,865,619	10,731,898	28,417,526	2,888,000	0
2.1.2.02.02.008.01.15	R	Revisión técni	4,488,800	0	0	4,488,800	4,000,000	4,000,000	1,196,680	0	0	488,800	0
2.1.2.02.02.008.01.16	R	Firmas digita	3,366,600	0	0	3,366,600	0	0	0	0	0	3,366,600	0
2.1.2.02.02.008.01.17	R	Derechos de u	19,077,400	17,000,000	0	36,077,400	8,564,330	13,551,000	8,564,330	2,050,000	8,564,330	22,526,400	4,986,670
2.1.2.02.02.008.01.18	R	Verificaciones	11,058,591	0	0	11,058,591	0	0	0	0	0	11,058,591	0
2.1.2.02.02.008.02	E	Mantenimiento	1,440,000,000	714,008,162	0	2,154,008,162	1,951,763,414	1,996,764,088	1,179,752,740	61,984,676	1,046,982,857	157,244,074	45,000,674
2.1.2.02.02.008.02.01.01	R	MH. Equipo B	520,000,000	70,000,000	0	590,000,000	545,764,715	545,764,715	450,142,673	61,984,676	419,841,714	44,235,285	0
2.1.2.02.02.008.02.01.02	R	MH. Equipo I	130,000,000	100,000,000	0	230,000,000	129,991,137	174,991,211	1,924,417	0	0	55,008,789	45,000,074
2.1.2.02.02.008.02.01.03	R	MH. Equipo de	500,000,000	208,000,000	0	708,000,000	649,999,400	650,000,000	314,635,789	0	228,102,536	58,000,000	600
2.1.2.02.02.008.02.01.04	R	MH. Equipo de	290,000,000	100,000,000	0	390,000,000	390,000,000	390,000,000	179,787,594	0	165,776,340	0	0
2.1.2.02.02.008.02.02.01	R	MH. Equipo b	0	40,770,283	0	40,770,283	40,770,283	40,770,283	40,768,691	0	40,768,691	0	0
2.1.2.02.02.008.02.02.02	R	MH. Equipo i	0	84,161,913	0	84,161,913	84,161,913	84,161,913	83,043,912	0	83,043,912	0	0
2.1.2.02.02.008.02.02.03	R	MH. Equipo de	0	56,643,335	0	56,643,335	56,643,335	56,643,335	56,643,333	0	56,643,333	0	0
2.1.2.02.02.008.02.02.04	R	MH. Equipo de	0	54,432,631	0	54,432,631	54,432,631	54,432,631	52,806,331	0	52,806,331	0	0
2.1.2.02.02.009	E	Servicios para	767,713,849	0	0	767,713,849	543,785,972	755,713,849	542,474,048	56,577,905	535,157,685	12,000,000	211,927,877
2.1.2.02.02.009.01.01	R	Servicios Públi	767,713,849	0	0	767,713,849	543,785,972	755,713,849	542,474,048	56,577,905	535,157,685	12,000,000	211,927,877


Numeral	Tipo	Descripcion	Presupuesto				Compromisos C	Disponibilidades G	Obligaciones	Pagos		Saldo de apropiación por ejecutar L=D - G	Disponibilidades Abiertas L= G - C
			Inicio	Adición Crédito	Reducción ContraCrédito	Definitivo				Del Mes	Total		
2.1.2.02.02.010	E	Viáticos de los	33,401,735	0	0	33,401,735	32,522,078	32,842,279	32,522,078	23,679,799	32,522,078	559,456	320,201
2.1.2.02.02.010.01.01	R	Viáticos y Gast	33,401,735	0	0	33,401,735	32,522,078	32,842,279	32,522,078	23,679,799	32,522,078	559,456	320,201
2.1.2.02.03	E	Gastos Imprev	42,000,000	0	30,000,000	12,000,000	4,306,419	5,306,419	4,306,419	404,000	826,419	6,693,581	1,000,000
2.1.2.02.03.01.01	R	Gastos impre	42,000,000	0	30,000,000	12,000,000	4,306,419	5,306,419	4,306,419	404,000	826,419	6,693,581	1,000,000
2.1.3	E	Transferencias	1,225,000,000	1,444,895,173	1,272,800,000	1,397,095,173	132,777,601	132,777,602	132,777,601	0	132,777,601	1,264,317,571	1
2.1.3.02	E	A empresas di	0	0	0	0	0	0	0	0	0	0	0
2.1.3.02.01	E	Actividades de	0	0	0	0	0	0	0	0	0	0	0
2.1.3.02.01.004	R	Financiación d	0	0	0	0	0	0	0	0	0	0	0
2.1.3.13	E	Sentencias y c	1,225,000,000	1,444,895,173	1,272,800,000	1,397,095,173	132,777,601	132,777,602	132,777,601	0	132,777,601	1,264,317,571	1
2.1.3.13.01	E	Fallos nacional	1,225,000,000	1,444,895,173	1,272,800,000	1,397,095,173	132,777,601	132,777,602	132,777,601	0	132,777,601	1,264,317,571	1
2.1.3.13.01.001.01	R	Sentencias	735,000,000	400,000,000	862,800,000	272,200,000	120,777,601	120,777,602	120,777,601	0	120,777,601	151,422,398	1
2.1.3.13.01.001.02	R	Sentencias	0	100,895,173	0	100,895,173	0	0	0	0	0	100,895,173	0
2.1.3.13.01.002.01	R	Conciliaciones	490,000,000	944,000,000	410,000,000	1,024,000,000	12,000,000	12,000,000	12,000,000	0	12,000,000	1,012,000,000	0
2.1.7	E	Disminución d	0	0	0	0	0	0	0	0	0	0	0
2.1.7.05	E	Programas de	0	0	0	0	0	0	0	0	0	0	0
2.1.7.05.01	E	Programas de	0	0	0	0	0	0	0	0	0	0	0
2.1.7.05.01.01.01	R	DISPONIBILID	0	0	0	0	0	0	0	0	0	0	0
2.1.8	E	Gastos por tr	204,575,895	0	0	204,575,895	112,548,583	112,548,583	112,548,583	0	112,548,583	92,027,312	0
2.1.8.01	E	Impuestos	80,498,495	0	0	80,498,495	16,833,000	16,833,000	16,833,000	0	16,833,000	63,665,495	0
2.1.8.01.51.01	R	Impuesto sobr	63,665,495	0	0	63,665,495	0	0	0	0	0	63,665,495	0
2.1.8.01.52.01	R	Impuesto pred	16,833,000	0	0	16,833,000	16,833,000	16,833,000	16,833,000	0	16,833,000	0	0
2.1.8.04	E	Contribucione	105,000,000	0	0	105,000,000	95,715,583	95,715,583	95,715,583	0	95,715,583	9,284,417	0
2.1.8.04.01	E	Cuota de fisc	35,000,000	0	0	35,000,000	26,389,007	26,389,007	26,389,007	0	26,389,007	8,610,993	0
2.1.8.04.01.01.01	R	Transferencias	35,000,000	0	0	35,000,000	26,389,007	26,389,007	26,389,007	0	26,389,007	8,610,993	0
2.1.8.04.07.01	R	Contribución d	70,000,000	0	0	70,000,000	69,326,576	69,326,576	69,326,576	0	69,326,576	673,424	0
2.1.8.05	E	Multas, sancio	19,077,400	0	0	19,077,400	0	0	0	0	0	19,077,400	0
2.1.8.05.01	E	Multas y sanci	19,077,400	0	0	19,077,400	0	0	0	0	0	19,077,400	0
2.1.8.05.01.001.01	R	Multas Superin	7,855,400	0	0	7,855,400	0	0	0	0	0	7,855,400	0
2.1.8.05.01.004.01	R	Sanciones ad	11,222,000	0	0	11,222,000	0	0	0	0	0	11,222,000	0
2.3	E	Inversión	2,552,127,766	4,892,203,310	908,566,088	6,535,764,988	6,042,815,402	6,170,039,580	2,299,560,747	488,531,813	1,494,409,230	365,725,408	127,224,178
2.3.2	E	Adquisición de	2,552,127,766	4,892,203,310	908,566,088	6,535,764,988	6,042,815,402	6,170,039,580	2,299,560,747	488,531,813	1,494,409,230	365,725,408	127,224,178
2.3.2.01	E	Adquisición de	2,552,127,766	4,892,203,310	908,566,088	6,535,764,988	6,042,815,402	6,170,039,580	2,299,560,747	488,531,813	1,494,409,230	365,725,408	127,224,178
2.3.2.01.01	E	Activos fijos	2,552,127,766	4,892,203,310	908,566,088	6,535,764,988	6,042,815,402	6,170,039,580	2,299,560,747	488,531,813	1,494,409,230	365,725,408	127,224,178
2.3.2.01.01.001	E	Edificaciones y	2,552,127,766	4,892,203,310	908,566,088	6,535,764,988	6,042,815,402	6,170,039,580	2,299,560,747	488,531,813	1,494,409,230	365,725,408	127,224,178
2.3.2.01.01.001.02	E	Edificaciones d	2,552,127,766	4,892,203,310	908,566,088	6,535,764,988	6,042,815,402	6,170,039,580	2,299,560,747	488,531,813	1,494,409,230	365,725,408	127,224,178
2.3.2.01.01.001.02.08	E	Edificios relaci	2,552,127,766	4,892,203,310	908,566,088	6,535,764,988	6,042,815,402	6,170,039,580	2,299,560,747	488,531,813	1,494,409,230	365,725,408	127,224,178
2.3.2.01.01.001.02.08.01.01	R	Construcción y	2,552,127,766	1,017,327,271	908,566,088	2,660,888,949	2,167,939,364	2,295,163,542	908,566,089	0	908,566,089	365,725,407	127,224,178
2.3.2.01.01.001.02.08.02.01	R	Construcción y	0	3,874,876,039	0	3,874,876,039	3,874,876,038	3,874,876,038	1,390,994,658	488,531,813	585,843,141	1	0
2.4	E	Gastos de op	29,280,818,675	6,366,133,590	2,263,000,000	33,383,952,265	25,406,132,847	27,297,269,352	21,436,320,640	3,094,706,771	20,729,149,357	6,086,682,913	1,891,136,505
2.4.1	E	Gastos de pe	17,470,524,581	1,315,889,903	1,735,000,000	17,051,414,484	11,324,505,009	11,476,299,414	11,323,333,999	1,945,875,937	11,132,349,879	5,575,115,070	151,794,405
2.4.1.01	E	Planta de pers	3,644,634,325	1,061,889,903	1,000,000,000	3,706,524,228	2,545,146,981	2,617,710,589	2,545,146,981	514,908,172	2,517,061,081	1,088,813,639	72,563,608
2.4.1.01.01	E	Factores cons	2,660,512,635	867,889,903	784,000,000	2,744,402,538	1,918,391,186	1,943,624,396	1,918,391,186	469,661,552	1,918,391,186	800,778,142	25,233,210

Numeral	Tipo	Descripcion	Presupuesto			Compromisos C	Disponibilidades G	Obligaciones	Pagos		Saldo de apropiación por ejecutar L=D - G	Disponibilidades Abiertas L= G - C	
			Inicio	Adición Crédito	Reducción ContraCrédito				Definitivo	Del Mes			Total
2.4.1.01.01.001	E	Factores sala	2,660,512,635	867,889,903	784,000,000	2,744,402,538	1,918,391,186	1,943,624,396	1,918,391,186	469,661,552	1,918,391,186	800,778,142	25,233,210
2.4.1.01.01.001.01.01	R	Sueldo básico	1,891,133,327	600,889,903	604,000,000	1,888,023,230	1,631,190,417	1,631,190,417	1,631,190,417	408,048,168	1,631,190,417	256,832,813	0
2.4.1.01.01.001.02.01	R	Horas extras, d	70,693,295	60,000,000	0	130,693,295	76,136,772	76,136,772	76,136,772	15,428,803	76,136,772	54,556,523	0
2.4.1.01.01.001.04.01	R	Subsidio de a	16,860,456	10,000,000	0	26,860,456	17,682,173	17,682,173	17,682,173	4,575,229	17,682,173	9,178,283	0
2.4.1.01.01.001.05.01	R	Auxilio de tran	29,862,003	17,000,000	0	46,862,003	30,853,643	30,853,643	30,853,643	4,958,704	30,853,643	16,008,360	0
2.4.1.01.01.001.06.01	R	Prima de serv	99,903,145	0	0	99,903,145	78,422,164	78,422,164	78,422,164	8,834,364	78,422,164	21,480,981	0
2.4.1.01.01.001.07.01	R	Bonificación p	57,562,619	0	0	57,562,619	44,806,209	44,806,209	44,806,209	24,765,197	44,806,209	12,756,410	0
2.4.1.01.01.001.08	E	Prestaciones s	494,497,790	180,000,000	180,000,000	494,497,790	39,299,808	64,533,018	39,299,808	3,051,087	39,299,808	429,964,772	25,233,210
2.4.1.01.01.001.08.01.01	R	Prima de navi	411,826,978	180,000,000	180,000,000	411,826,978	1,153,565	1,153,565	1,153,565	0	1,153,565	410,673,413	0
2.4.1.01.01.001.08.02.01	R	Prima de vaca	82,670,812	0	0	82,670,812	38,146,243	63,379,453	38,146,243	3,051,087	38,146,243	19,291,359	25,233,210
2.4.1.01.02	E	Contribucione	785,421,796	154,000,000	191,000,000	748,421,796	549,675,225	549,675,225	549,675,225	44,845,395	521,589,325	198,746,571	0
2.4.1.01.02.001.01	R	Aportes a la s	207,509,060	40,000,000	72,000,000	175,509,060	149,679,826	149,679,826	149,679,826	16,871,007	137,538,696	25,829,234	0
2.4.1.01.02.002.01	R	Aportes a la s	146,949,193	25,000,000	51,000,000	120,949,193	105,601,371	105,601,371	105,601,371	11,903,597	96,925,201	15,347,822	0
2.4.1.01.02.003.01	R	Aportes de ce	30,000,000	0	0	30,000,000	0	0	0	0	0	30,000,000	0
2.4.1.01.02.003.02	R	Aportes de ce	186,686,497	0	0	186,686,497	151,576,996	151,576,996	151,576,996	0	151,576,996	35,109,501	0
2.4.1.01.02.004.01	R	Aportes a caj	78,278,247	35,000,000	24,000,000	89,278,247	53,350,039	53,350,039	53,350,039	5,941,484	50,669,709	35,928,208	0
2.4.1.01.02.005.01	R	Aportes gener	37,928,610	16,000,000	14,000,000	39,928,610	22,766,587	22,766,587	22,766,587	2,701,811	21,531,057	17,162,023	0
2.4.1.01.02.006.01	R	Aportes al ICB	58,610,676	22,000,000	18,000,000	62,610,676	40,012,340	40,012,340	40,012,340	4,455,543	38,001,270	22,598,336	0
2.4.1.01.02.007.01	R	Aportes al SEN	39,459,513	16,000,000	12,000,000	43,459,513	26,688,066	26,688,066	26,688,066	2,971,953	25,346,396	16,771,447	0
2.4.1.01.03	E	Remuneracion	198,699,894	40,000,000	25,000,000	213,699,894	77,080,570	124,410,968	77,080,570	401,225	77,080,570	89,288,926	47,330,398
2.4.1.01.03.001	E	Prestaciones s	198,699,894	40,000,000	25,000,000	213,699,894	77,080,570	124,410,968	77,080,570	401,225	77,080,570	89,288,926	47,330,398
2.4.1.01.03.001.01.01	R	Vacaciones	123,349,174	0	25,000,000	98,349,174	65,365,336	65,365,336	65,365,336	0	65,365,336	32,983,838	0
2.4.1.01.03.001.02.01	R	indemnización	63,154,839	40,000,000	0	103,154,839	7,118,634	50,118,634	7,118,634	0	7,118,634	53,036,205	43,000,000
2.4.1.01.03.001.03.01	R	Bonificación e	12,195,881	0	0	12,195,881	4,596,600	8,926,998	4,596,600	401,225	4,596,600	3,268,883	4,330,398
2.4.1.01.03.020	E	Estímulos a l	0	0	0	0	0	0	0	0	0	0	0
2.4.1.01.03.020.01.01	R	Bienestar Soci	0	0	0	0	0	0	0	0	0	0	0
2.4.1.02	E	Personal supe	13,825,890,256	254,000,000	735,000,000	13,344,890,256	8,779,358,028	8,858,588,825	8,778,187,018	1,430,967,765	8,615,288,798	4,486,301,431	79,230,797
2.4.1.02.01	E	Factores cons	8,877,673,120	200,000,000	335,000,000	8,742,673,120	5,518,743,238	5,581,658,861	5,517,688,072	1,158,714,489	5,517,688,072	3,161,014,259	62,915,623
2.4.1.02.01.001	E	Factores sala	8,877,673,120	200,000,000	335,000,000	8,742,673,120	5,518,743,238	5,581,658,861	5,517,688,072	1,158,714,489	5,517,688,072	3,161,014,259	62,915,623
2.4.1.02.01.001.01.01	R	Sueldo básico	6,285,362,116	0	70,000,000	6,215,362,116	4,316,293,416	4,316,293,416	4,316,293,416	1,009,795,636	4,316,293,416	1,899,068,700	0
2.4.1.02.01.001.02.01	R	Horas extras, d	701,226,967	0	65,000,000	636,226,967	399,817,895	399,817,895	399,817,895	45,650,845	399,817,895	236,409,072	0
2.4.1.02.01.001.04.01	R	Subsidio de a	166,843,943	0	0	166,843,943	110,111,606	110,111,606	110,111,606	24,505,601	110,111,606	56,732,337	0
2.4.1.02.01.001.05.01	R	Auxilio de tran	250,425,884	0	0	250,425,884	186,031,636	186,031,636	186,031,636	21,104,958	186,031,636	64,394,248	0
2.4.1.02.01.001.06.01	R	Prima de serv	392,003,874	0	0	392,003,874	283,898,212	283,898,212	283,898,212	28,872,263	283,898,212	108,105,662	0
2.4.1.02.01.001.07.01	R	Bonificación p	242,763,249	0	0	242,763,249	44,684,050	44,684,050	44,684,050	7,762,478	44,684,050	198,079,199	0
2.4.1.02.01.001.08	E	Prestaciones s	839,047,087	200,000,000	200,000,000	839,047,087	177,906,423	240,822,046	176,851,257	21,022,708	176,851,257	598,225,041	62,915,623
2.4.1.02.01.001.08.01.01	R	Prima de navi	478,258,339	200,000,000	200,000,000	478,258,339	6,068,977	6,068,977	6,068,977	1,162,232	6,068,977	472,189,362	0
2.4.1.02.01.001.08.02.01	R	Prima de vaca	360,788,748	0	0	360,788,748	171,837,446	234,753,069	170,782,280	19,860,476	170,782,280	126,035,679	62,915,623
2.4.1.02.02	E	Contribucione	4,432,586,538	24,000,000	313,000,000	4,143,586,538	3,006,860,604	3,006,860,604	3,006,860,604	258,909,396	2,843,962,384	1,136,725,934	0
2.4.1.02.02.001.01	R	Aportes a la s	1,206,581,184	0	0	1,206,581,184	787,164,602	787,164,602	787,164,602	81,865,870	716,746,048	419,416,582	0
2.4.1.02.02.002.01	R	Aportes a la s	854,661,698	0	0	854,661,698	555,397,926	555,397,926	555,397,926	57,761,718	505,076,140	299,263,772	0
2.4.1.02.02.003.01	R	Aportes de ce	30,000,000	0	24,000,000	6,000,000	0	0	0	0	0	6,000,000	0


Numeral	Tipo	Descripcion	Presupuesto		Definitivo	Compromisos	Disponibilidades	Obligaciones	Pagos		Saldo de apropiación por ejecutar L=D - G	Disponibilidades Abiertas L= G - C
			Inicio	Adición Crédito		Reducción ContraCrédito	C		G	Del Mes		



Myriam Ruth Bolaños Delgado
Profesional Universitario Presupuesto



Ana Belen Arteaga Torres
Gerente




Alfonso Ernesto Hidalgo Lopez
SubGerencia Financiera y Comercial

EMPRESA SOCIAL DEL ESTADO PASTO SALUD ESE NIT 900091143.9
ANALISIS DE RESULTADO DE INDICADORES PRESUPUESTALES SEPTIEMBRE 2023

NOMBRE	VARIABLES	META	FUENTES	DATOS - INDICADOR				ANALISIS RESULTADO
				2023		2022		
RESULTADO EQUILIBRIO PRESUPUESTAL CON RECAUDO	Valor de la ejecucion de ingresos totales recaudados en la vigencia (incluye recaudo de CxC de vigencias anteriores)/ valor de la ejecucion de gastos coprometidos incluyendo CxP de vigencias anteriores.	> ó = 1,00	Ejecucion presupuestal	\$ 71,029,498,447.00	1.01	\$ 56,113,023,366.00	0.96	Informacion a 30 de SEPTIEMBRE de 2023, el resultado del indicador muestra que el total del recaudo por concepto de ingresos representa el 1.01 del total de los gastos comprometidos.
				\$ 70,524,123,309.00		\$ 58,440,086,574.00		
SUPERAVIT O DEFICIT PRESUPUESTAL	Valor de la ejecucion de ingresos totales reconocidos en la vigencia (incluye recaudo de CxC de vigencias anteriores)/ valor de la ejecucion de gastos coprometidos incluyendo CxP de vigencias anteriores.	> ó = 1,00	Ejecucion presupuestal	\$ 77,832,348,069.00	1.10	\$ 76,876,851,848.00	1.32	Informacion a 30 de SEPTIEMBRE 2023, el resultado del indicador muestra que para financiar el 100% de los compromisos se cuenta con el 1.10 en reconocimientos de ingresos a SEPTIEMBRE de 2023.
				\$ 70,524,123,309.00		\$ 58,440,086,574.00		
% DE EJECUCION DE INGRESOS	Valor de la ejecucion de ingresos totales recaudados de la vigencia (incluye recaudo de CxC de vigencias anteriores)/ valor de la apropiación definitiva de ingresos	100%	Ejecucion presupuestal	\$ 71,029,498,447.00	82%	\$ 56,113,023,366.00	77%	Informacion a 30 de SEPTIEMBRE de 2023, el resultado del indicador muestra que del total del Presupuesto de ingresos aprobado se ha ejecutado en un 82%.
				\$ 86,990,075,958.00		\$ 72,852,609,927.00		
% DE EJECUCION DE GASTOS	Valor de la ejecucion de gastos totales comprometidos en la vigencia / valor de la apropiación definitiva de Gastos	100%	Ejecucion presupuestal	\$ 70,524,123,309.00	81%	\$ 58,440,086,574.00	80%	Informacion a 30 de SEPTIEMBRE de 2023, el resultado del indicador mide el nivel de gastos comprometidos con relación al total del presupuesto que corresponde al 81%.
				\$ 86,990,075,958.00		\$ 72,852,609,927.00		

San Juan de Pasto, 30 de octubre de 2023



MYRIAM RUTH BOLAÑOS DELGADO
Profesional Universitario Presupuesto